

Conduit Systems - Fittings

External T - Piece - Type TPS



Technical Characteristics

Conforms to	CE Mark to the low voltage directive RoHS Compliant to 2011/65/EU Conforms with end of life vehicle directive (ELV) EU200/53/EC		
Approvals and Standards			
Degree of mechanical protection	Medium		
Degree of protection	IP40 - Hinged fittings		
UV protection	Very High (Black)		
Finish	Black (BL) only		
Application	One-piece symmetrical 3 junction fittings allow a variety of conduit size variations. These fittings are designed to snap together over all types of slit and un slit conduit thus maintaining maximum conduit bore. All sizes up to 40mm are one piece hinged, 40mm TPS fittings are two piece un-hinged.		
Normal operating temperature range	Application	Min Temp	Max Temp
	Static	- 40°C	+120°C
	Dynamic	- 5°C	+120 °C
For use with - Conduit range	For use with all Conduits in the Harnessflex range		
Fire performance	Test Standard	Performance Rating	
	Not rated	Not rated	
		Self Extinguishing Low smoke toxicity & Halogen Free	
Chemical resistance & Storage data	Click or See page 10		
Type of material	Polyamide (Nylon) PA 66 - heat and UV stabilised		

Image



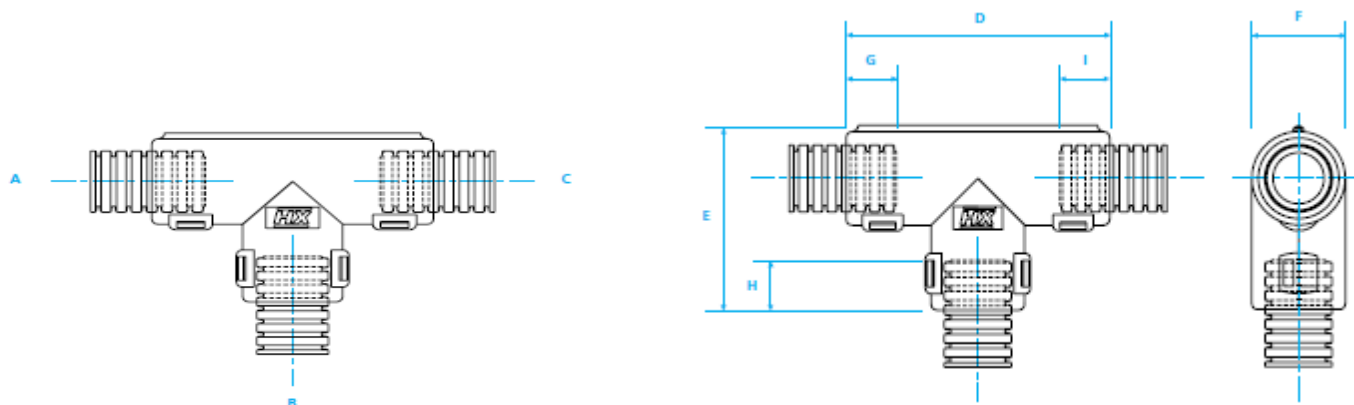
Conduit Systems - Fittings

External T - Piece - Type TPS



Technical & Dimensional Data

Series	Part Number	Conduit Sizes						Nominal Dimensions (mm)					
		(NC)			(NW)			D	E	F	G	H	I
		A	B	C	A	B	C						
08 T													
	TPS080808	08	08	08	7.5	7.5	7.5	45.2	31.1	17	10	10	10
	TPS081208	08	12	08	7.5	10	7.5	45.2	31.1	17	10	10	10
	TPS081612	08	16	12	7.5	13	10	45.2	31.1	17	10	10	10
10 T													
	TPS100808	10	08	08	8.5	7.5	7.5	45.2	31.7	17	10	10	10
	TPS101010	10	10	10	8.5	8.5	8.5	45.2	31.7	17	10	10	10
	TPS101012	10	10	12	8.5	8.5	13	45.2	31.7	17	10	10	10
12 T													
	TPS120808	12	08	08	10	7.5	7.5	45.2	31.1	17	10	10	10
	TPS120812	12	08	12	10	7.5	10	45.2	31.1	17	10	10	10
	TPS121010	12	10	10	10	8.5	8.5	45.2	31.1	17	10	10	10
	TPS121012	12	10	12	10	8.5	10	45.2	31.1	17	10	10	10
	TPS121208	12	12	08	10	10	7.5	45.2	31.1	17	10	10	10
	TPS121210	12	12	10	10	10	7.5	45.2	31.1	17	10	10	10
	TPS121212	12	12	12	10	10	10	45.2	31.1	17	10	10	10
	TPS121612	12	16	12	10	13	10	45.2	31.1	17	10	10	10



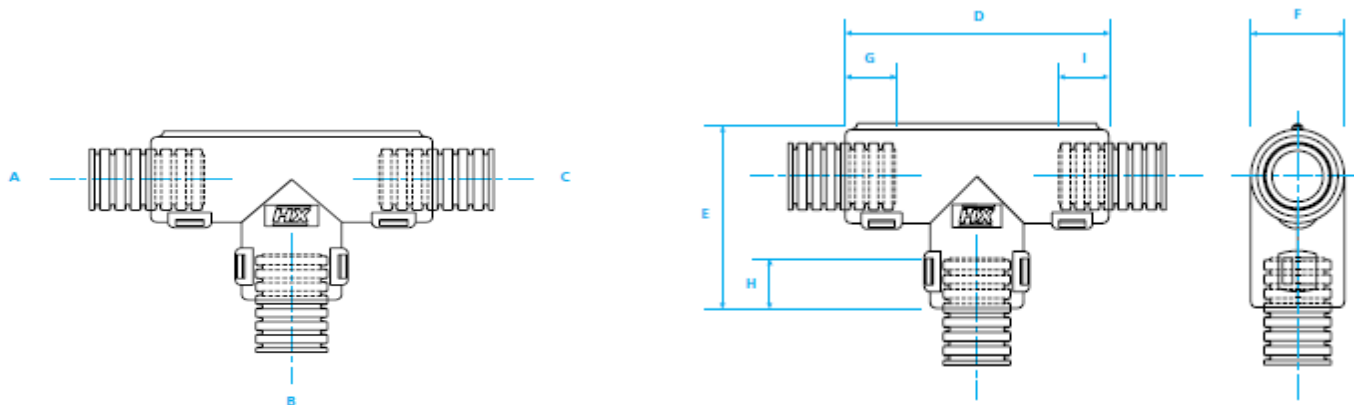
Conduit Systems - Fittings

External T - Piece - Type TPS



Technical & Dimensional Data

Series	Part Number	Conduit Sizes						Nominal Dimensions (mm)					
		(NC)			(NW)			D	E	F	G	H	I
		A	B	C	A	B	C						
16 T													
	TPS160808	16	8	8	13	7.5	7.5	49.1	34.8	21	10	10	10
	TPS160812	16	8	12	13	7.5	10	49.1	34.8	21	10	10	10
	TPS160816	16	8	16	13	7.5	13	49.1	34.8	21	10	10	10
	TPS161012	16	10	12	13	8.5	10	49.1	34.8	21	10	10	10
	TPS161016	16	10	16	13	8.5	13	49.1	34.8	21	10	10	10
	TPS161212	16	12	12	13	10	10	49.1	34.8	21	10	10	10
	TPS161216	16	12	16	13	10	13	49.1	34.8	21	10	10	10
	TPS161608	16	16	8	13	13	7.5	49.1	34.8	21	10	10	10
	TPS161612	16	16	12	13	13	10	49.1	34.8	21	10	10	10
	TPS161616	16	16	16	13	13	13	49.1	34.8	21	10	10	10
	TPS162012	16	20	12	13	17	10	49.1	34.8	21	10	10	10
	TPS162016	16	20	16	13	17	13	49.1	34.8	21	10	10	10



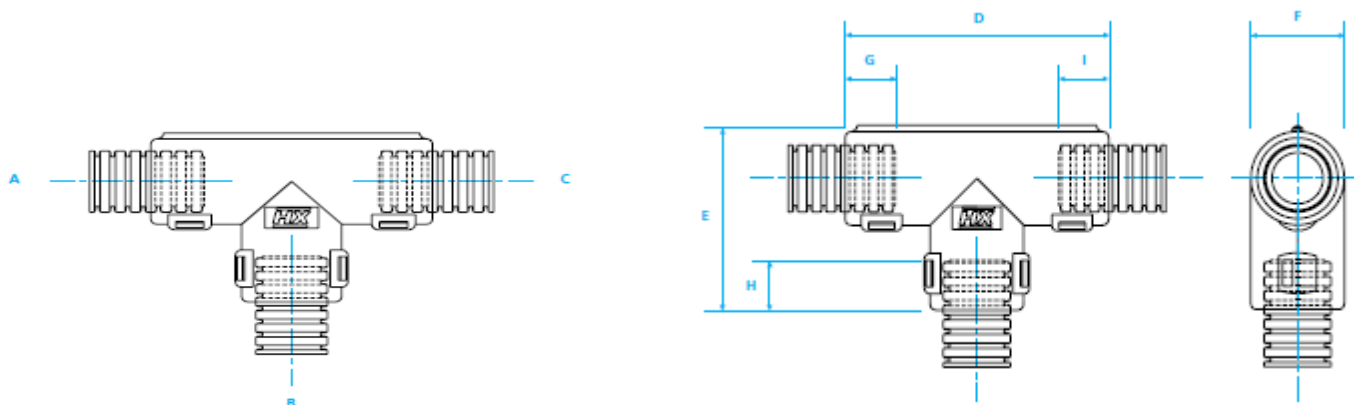
Conduit Systems - Fittings

External T - Piece - Type TPS



Technical & Dimensional Data

Series	Part Number	Conduit Sizes						Nominal Dimensions (mm)					
		(NC)			(NW)			D	E	F	G	H	I
		A	B	C	A	B	C						
20 T													
	TPS200816	20	8	16	17	7.5	13	56.5	41.0	26	12	10	10
	TPS200820	20	8	20	17	7.5	17	56.5	41.0	26	12	10	12
	TPS201016	20	10	16	17	8.5	13	56.5	41.0	26	12	10	10
	TPS201020	20	10	20	17	8.5	17	56.5	41.0	26	12	10	12
	TPS201216	20	12	16	17	10	13	56.5	41.0	26	12	10	10
	TPS201220	20	12	20	17	10	17	56.5	41.0	26	12	10	12
	TPS201612	20	16	12	17	13	10	56.5	41.0	26	12	10	10
	TPS201616	20	16	16	17	13	13	56.5	41.0	26	12	10	10
	TPS201620	20	16	20	17	13	17	56.5	41.0	26	12	10	12
	TPS202012	20	20	12	17	17	10	56.5	41.0	26	12	12	10
	TPS202016	20	20	16	17	17	13	56.5	41.0	26	12	12	10
	TPS202020	20	20	20	17	17	17	56.5	41.0	26	12	12	12
	TPS202516	20	25	16	17	22	13	64.5	48.5	33	12	13	10



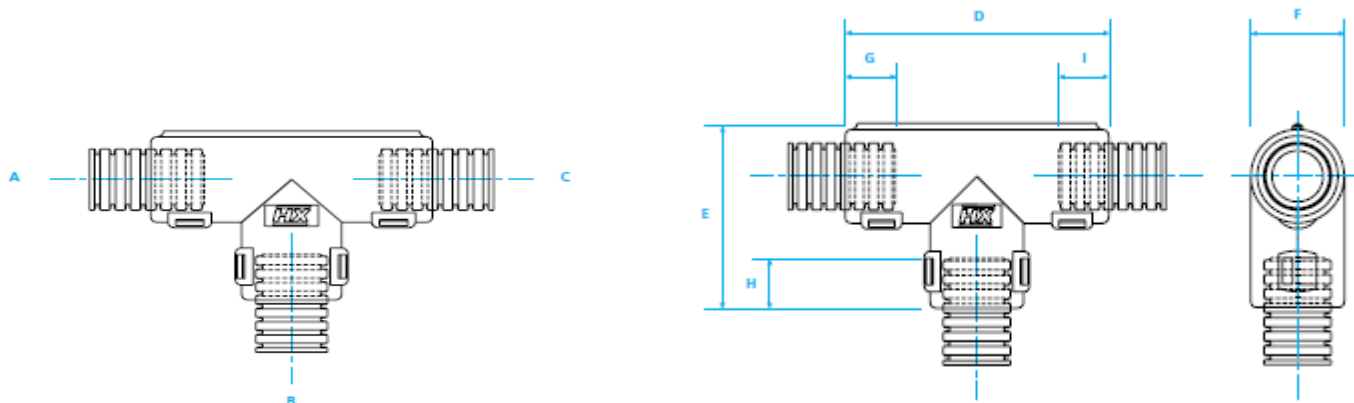
Conduit Systems - Fittings

External T - Piece - Type TPS



Technical & Dimensional Data

Series	Part Number	Conduit Sizes						Nominal Dimensions (mm)					
		(NC)			(NW)			D	E	F	G	H	I
		A	B	C	A	B	C						
25 T													
	TPS250820	25	8	20	22	7.5	17	64.5	48.5	33	13	10	12
	TPS250825	25	8	25	22	7.5	22	64.5	48.5	33	13	10	13
	TPS251025	25	10	25	22	8.5	22	64.5	48.5	33	13	10	13
	TPS251220	25	12	20	22	10	17	64.5	48.5	33	13	10	12
	TPS251225	25	12	25	22	10	22	64.5	48.5	33	13	10	13
	TPS251620	25	16	20	22	13	17	64.5	48.5	33	13	12	12
	TPS251625	25	16	25	22	13	22	64.5	48.5	33	13	12	13
	TPS252020	25	20	20	22	17	17	64.5	48.5	33	13	13	12
	TPS252025	25	20	25	22	17	22	64.5	48.5	33	13	13	13
	TPS252520	25	25	20	22	22	17	64.5	48.5	33	13	10	12
	TPS252525	25	25	25	22	22	22	64.5	48.5	33	13	10	13



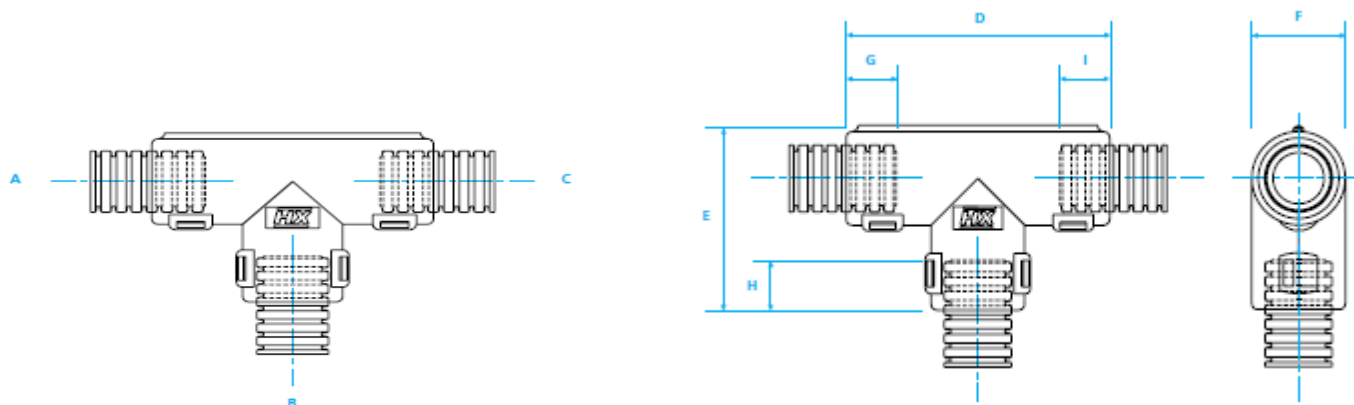
Conduit Systems - Fittings

External T - Piece - Type TPS



Technical & Dimensional Data

Series	Part Number	Conduit Sizes						Nominal Dimensions (mm)					
		(NC)			(NW)			D	E	F	G	H	I
		A	B	C	A	B	C						
28 T													
	TPS280820	28	8	20	23	7.5	17	64.5	48.5	33	13	10	12
	TPS280828	28	8	28	23	7.5	23	64.5	48.5	33	13	10	13
	TPS281020	28	10	20	23	8.5	17	64.5	48.5	33	13	10	12
	TPS281028	28	10	28	23	8.5	23	64.5	48.5	33	13	10	13
	TPS281220	28	12	20	23	10	17	64.5	48.5	33	13	10	13
	TPS281225	28	12	25	23	10	22	64.5	48.5	33	13	10	12
	TPS281228	28	12	28	23	10	23	64.5	48.5	33	13	10	13
	TPS281620	28	16	20	23	13	17	64.5	48.5	33	13	10	12
	TPS281625	28	16	25	23	13	22	64.5	48.5	33	13	10	13
	TPS281628	28	16	28	23	13	23	64.5	48.5	33	13	10	13
	TPS282020	28	20	20	23	17	17	64.5	48.5	33	13	12	12
	TPS282025	28	20	25	23	17	22	64.5	48.5	33	13	12	13
	TPS282028	28	20	28	23	17	23	64.5	48.5	33	13	12	13
	TPS282525	28	25	25	23	22	22	64.5	48.5	33	13	13	13
	TPS282528	28	25	28	23	22	23	64.5	48.5	33	13	13	13
	TPS282828	28	28	28	23	23	23	64.5	48.5	33	13	13	13



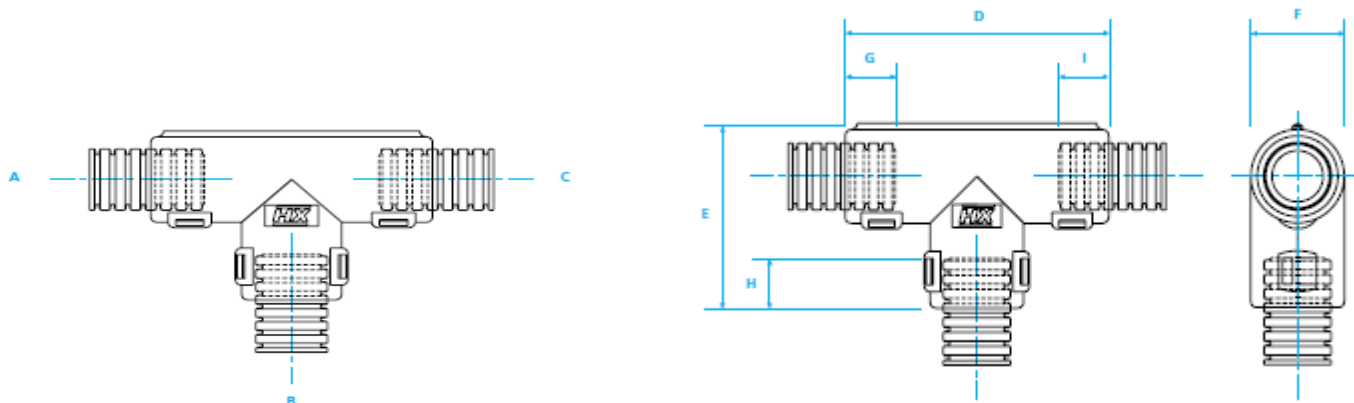
Conduit Systems - Fittings

External T - Piece - Type TPS



Technical & Dimensional Data

Series	Part Number	Conduit Sizes						Nominal Dimensions (mm)					
		(NC)			(NW)			D	E	F	G	H	I
		A	B	C	A	B	C						
30 T													
	TPS300830	30	8	30	26	7.5	26	72	55.3	39	12	10	12
	TPS301230	30	12	30	26	10	26	72	55.3	39	12	10	12
	TPS301625	30	16	25	26	13	2	72	55.3	39	12	10	12
	TPS301630	30	16	30	26	13	26	72	55.3	39	12	10	12
	TPS302016	30	20	16	26	17	13	72	55.3	39	12	12	10
	TPS302020	30	20	20	26	17	17	72	55.3	39	12	12	12
	TPS302025	30	20	25	26	17	2	72	55.3	39	12	12	12
	TPS302030	30	20	30	26	17	26	72	55.3	39	12	12	12
	TPS302525	30	25	25	26	22	22	72	55.3	39	12	12	12
	TPS303025	30	30	25	26	26	22	72	55.3	39	12	12	12
	TPS303030	30	30	30	26	26	26	72	55.3	39	12	12	12



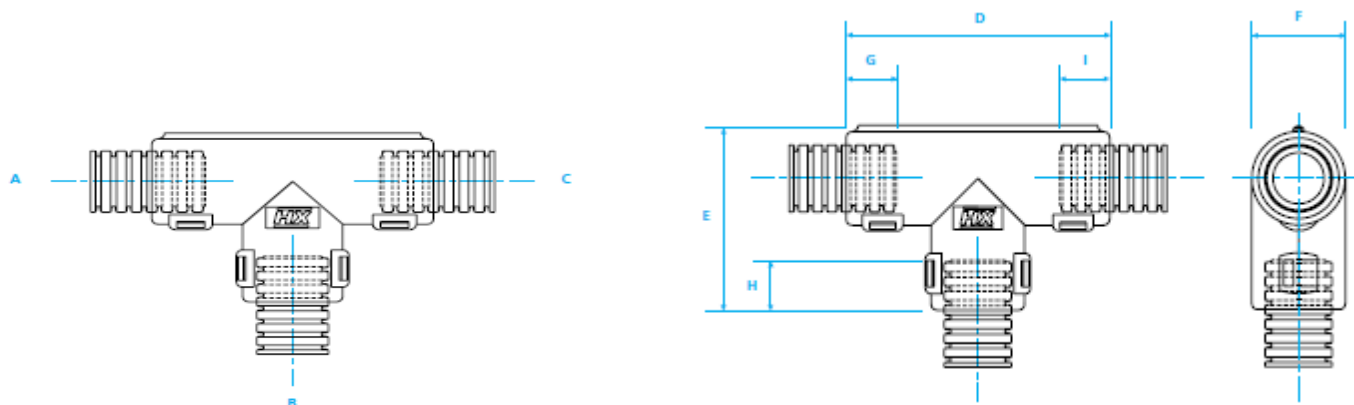
Conduit Systems - Fittings

External T - Piece - Type TPS



Technical & Dimensional Data

Series	Part Number	Conduit Sizes						Nominal Dimensions (mm)					
		(NC)			(NW)			D	E	F	G	H	I
		A	B	C	A	B	C						
32 T													
	TPS321625	32	16	25	29	13	22	72	55.3	39	13	10	13
	TPS321632	32	16	32	29	13	29	72	55.3	39	13	10	13
	TPS322532	32	25	32	29	22	29	72	55.3	39	13	10	13
	TPS322025	32	20	25	29	17	22	72	55.3	39	13	12	13
	TPS322028	32	20	28	29	17	23	72	55.3	39	13	12	13
	TPS322032	32	20	32	29	17	29	72	55.3	39	13	12	13
	TPS322525	32	25	25	29	22	22	72	55.3	39	13	13	13
	TPS322532	32	25	32	29	22	29	72	55.3	39	13	13	13
	TPS323225	32	32	25	29	29	22	72	55.3	39	13	13	13
	TPS323232	32	32	32	29	29	29	72	55.3	39	13	13	13



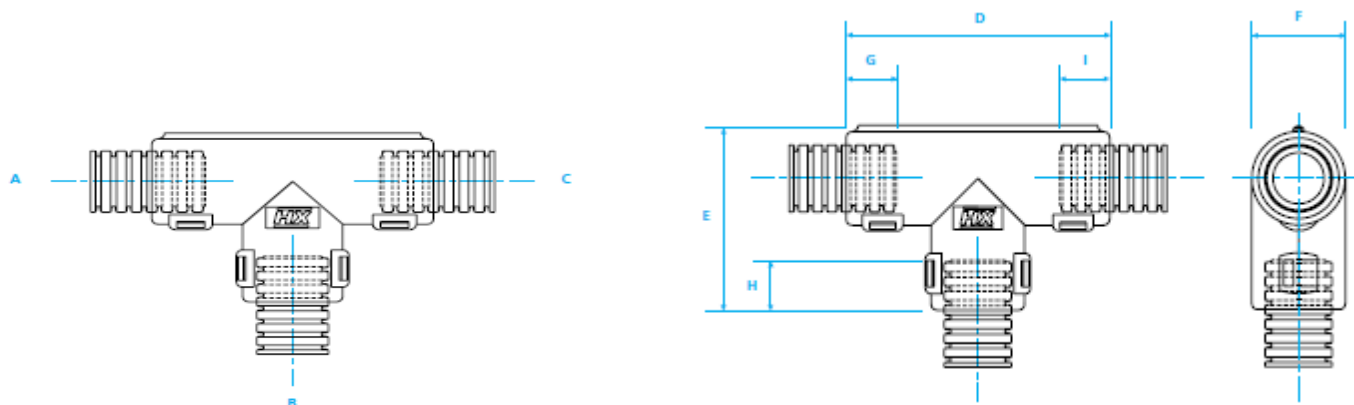
Conduit Systems - Fittings

External T - Piece - Type TPS



Technical & Dimensional Data

Series	Part Number	Conduit Sizes						Nominal Dimensions (mm)					
		(NC)			(NW)			D	E	F	G	H	I
		A	B	C	A	B	C						
40 T													
	TPS401232	40	12	32	36	10	29	85	65	47	15	10	12
	TPS401240	40	12	40	36	10	36	87	65	47	15	10	15
	TPS401632	40	16	32	36	13	29	85	65	47	15	10	12
	TPS401640	40	16	40	36	13	36	87	65	47	15	10	15
	TPS402040	40	20	40	36	17	36	87	65	47	15	12	15
	TPS402540	40	25	40	36	22	36	87	65	47	15	12	15
	TPS402840	40	28	40	36	23	36	87	65	47	15	12	15
	TPS404032	40	40	32	36	36	29	85	70	47	15	15	12
	TPS404040	40	40	40	36	36	36	87	70	47	15	15	15

































































Conduit Systems - Fittings

External T - Piece - Type TPS



Chemical Resistance Chart

Key: Suitable :  Limited Suitability :  Unsuitable :  Not Tested : 	 Astm No.1	 Diesel oil	 Methyl Bromide	 Sulphur Dioxide (Gas)
	 Astm No.2	 Diethylamine	 MEK	 Sulphuric Acid (10%)
	 Astm No.3	 Ethanol	 Nitric Acid (10%)	 Sulphuric Acid (70%)
	 Acetic Acid (10%)	 Ether	 Nitric Acid (70%)	 Toluene
	 Acetone	 Ethylamine	 Oxalic Acid	 Transformer Oil
	 Aluminium Chloride	 Ethylene Glycol	 Ozone (Gas)	 1,1,1-Trichloroethane
	 Aniline	 Ethyl Ethanoate	 Paraffin oil	 Trichloroethylene
	 Benzaldehyde	 Freon 32	 Petrol	 Turpentine
	 Benzene	 Hydrochloric Acid (10%)	 Phenol	 Vegetable Oil
	 Carbon tetrachloride	 Hydrochloric Acid (36%)	 Sea Water	 Vinyl Acetate
	 Chlorine water	 Hydrogen Peroxide (35%)	 Silver Nitrate	 Water
	 Chloroform	 Hydrogen Peroxide (87%)	 Skydrol	 White Spirit
	 Citric Acid	 Lactic Acid	 Sodium Chloride	 Zinc Chloride
	 Copper Sulphate	 Lubricating oil	 Sodium Hydroxide (10%)	
	 Cresol	 Methanol	 Sodium Hydroxide (60%)	

The information above is given as a guide only and is based on published technical data and experience. The chemical resistance of the above products is dependant on factors such as chemical exposure, concentration of the chemical and temperature. The above chemicals are valid for a temperature of 23°C. Use of the above table is at the users own discretion and risk. Those using it must satisfy themselves that their application presents no health and safety risks. The end user should assess compatibility with their application and contact Thomas & Betts for further information.

ADHERENCE TO THE CURRENT WIRING REGULATIONS BS7671 OR NEC WIRING REGULATIONS (FOR USA) IS STRONGLY ADVISED.

MINIMUM BEND RADIUS FOR FLEXING IS DEPENDANT UPON MINIMUM TEMPERATURE, BENDING FREQUENCY AND CHEMICAL ENVIRONMENT.

Storage Guidelines

To maintain balanced moisture content, Harnessflex recommends storing products under the following conditions:

Storage temp. 18°C to 30°C	Installation temp. >18°C	Rel. humidity >30%
--------------------------------------	------------------------------------	------------------------------

In the very dry winter months the moisture balance may go down slightly as the material releases moisture to the environment (owing to lower relative humidity).

Compared to natural outdoor conditions* at around 0°C (40 ... 80% rh), the humidity in heated rooms may drop by half to below 20% rh if no humidification is present. (Even extremely dry regions such as the Sahara Desert record average humidity of 20% to 60% rh.) (*Central European climate.)

If products from an outside environment are brought into a heated processing area, the change in climate may suddenly cause temporary de-moisturisation around the edges. After 24 hours in the processing area a natural balance will be restored.

Observing this storage recommendation ensures optimum process-ability and material properties.