

PRODUCT CATALOGUE

Kopex

Conduit systems & accessories



Kopex flexible conduit systems offer reliable protection for critical power and data cabling in transport, construction and industrial applications.

Founded in 1947, Kopex has been at the cutting-edge of electrical and data conduit systems for over 65 years, with quality assurance in manufacture backed up by accreditations from recognised global standards.

Table of contents

004–005	Introduction - Company overview
006–007	Key industry applications
008–009	Quick selection guide - Conduit systems
010 – 016	Liquid tight flexible metallic conduit system
017 – 021	Ultra conduit flexible metallic conduit system
022–026	Stainless steel metallic conduit system
027	Accessories
028–029	Index



Introduction

Company overview

At Kopex, our focus is on providing practical, reliable cable protection for transport, construction and industrial applications - to connect & protect for life and to solve everyday problems both safely and cost-effectively.

Having been originally founded in Slough UK in 1947, Kopex has also been part of ABB since 2012. Together as brands, ABB Kopex enables those operating in utilities, transport and infrastructure to improve performance, whilst lowering environmental impact.

Our extensive engineering, supply chain management and technical sales support teams are committed to understanding everything that impacts your ability to accomplish your business objectives by reducing your total cost of ownership.

Whether you are designing, installing or operating within an office building, off-shore platform, hospital, high speed train, power generating plant or manufacturing facility, our engineered products fit and function in your application whilst providing superior performance, sustainability, and value throughout the project life cycle.

The Kopex brand within the wider ABB offering, is focussed on covering the protection of business-critical data, energy, processes and assets, as well as personal safety.

Beyond these applications, ABB products and services facilitate greater efficiency in time-critical assembly, installation and maintenance processes.

The ABB Group of companies operates in around 100 countries and employs about 140,000 people around the world. Through this dedicated team, we can support you with a full set of services and flagship product brands.

ISO14001 and ISO45001 Environmental standard


Kopex solutions are designed with consideration for future recyclability and disposal with minimum impact on the environment at the end of product lifecycle. At present materials currently used for most of our conduits, fittings and accessories are recyclable if disposed of in line with current regulations, keeping the materials separate. Standard packaging materials are fully recyclable.



Key industry applications

Construction & transport infrastructure

As a globally renowned leader in cable protection, Kopex offer a range of specialist solutions for construction, transport infrastructure and industrial applications. The Kopex name stands for quality and reliability, with assured manufacture backed up by global product accreditations.



When it comes to construction and transport infrastructure, there is increasing demand for easy-to-install cable protection solutions, that also offer the increased safety and technical performance that many municipal buildings require. For these applications, systems that are a low fire hazard (LFH), liquid tight and are made from halogen-free, self-extinguishing materials, are essential. Where exposed interiors call for design consideration, conduits of different colours and materials, such as stainless steel for interior styling, are also required.

On both fronts Kopex delivers, providing flexible conduit solutions that meet safety and security requirements whilst also meeting the aesthetic needs associated with buildings and transport structures. With prestigious BSI Kitemark approval and ingress protection (IP) ratings suited to purpose, the Kopex system ensures quality and performance at every level.

**Common applications:**

- Commercial office buildings
- Infrastructure projects - stations, tunnels, signalling
- Schools
- Hospitals
- Retail developments
- Hotels & leisure complexes
- Sports stadiums

Project references:

- Channel tunnel
- London Underground (tunnels, stations and rolling stock on central line, jubilee line-northern line)
- Heathrow Airport tunnel
- Hong Kong mass transit railway
- Canary Wharf (London)
- Etisalat Building (Dubai)
- City Tower 2 (Dubai)
- French Navy (Frigates and aircraft carrier)
- Saudi Aramco (Oil rigs)
- Darlington Power Plant (Canada)

Quick selection guide

Conduit systems



Selection guide

Conduit Type	FLHTB	FST	FLT	FSH	FLH
Product Selection					
Liquid Tight	•	•	•	•	•
KE Ultra	-	-	-	-	-
Stainless Steel	-	•	-	•	-
IP Rating (with appropriate fittings)					
IP40	-	-	-	-	-
IP54	-	-	-	-	-
IP65	-	-	-	-	-
IP66	•	•	•	•	•
IP67	•	•	•	•	•
Characteristics					
High mechanical strength	•	•	•	•	•
Oil and chemical resistant	•	•	-	•	•
Zero Halogen	•	•	•	-	-
Limited fire hazard	•	•	•	-	-
Flame retardant	•	•	•	•	•
Inherent low fire hazard	-	-	-	-	-
Enhanced low fire hazard	•	•	•	-	-
Abrasion resistant	•	-	-	-	-
Temperature Rating					
Static temperature	-40°C to +105°C	-20°C to +90°C	-20°C to +90°C	-50°C to +130°C	-50°C to +130°C
Flexing temperature	-30°C to +105°C	-5°C to +105°C	-5°C to +105°C	-45°C to +130°C	-45°C to +130°C
Approvals					
BSI Kitemark	•	•	•	•	•
CE	•	•	•	•	•
UL	-	-	-	-	-
CSA	-	-	-	-	-
LUL	•	•	•	-	-
EN 45545-2	•	•	•	-	-
NFPA 130	•	•	•	-	-
Page No.	10	11	11	12	12



FUB UL / CSA	FLB	KEBT	KEBF	KSU	KEU
•	•	•	•	-	-
-	-	•	•	•	•
-	-	-	-	•	-
•	-	-	-	•	•
-	-	•	•	-	-
-	-	•	•	-	-
•	•	-	-	-	-
•	•	-	-	-	-
•	•	•	•	-	-
•	•	-	-	•	-
-	-	•	-	•	-
-	-	•	-	•	-
-	•	•	•	•	•
-	-	-	-	•	•
-	-	•	-	-	-
-	-	-	-	•	•
-20°C to +105°C	-20°C to +105°C	-20°C to +90°C	-25°C to +70°C	-65°C to +350°C	-50°C to +300°C
-5°C to +105°C	-5°C to +105°C	-5°C to +105°C	-5°C to +90°C	-45°C to +250°C	-45°C to +250°C
-	•	•	•	•	•
-	•	•	•	•	•
•	-	-	-	-	-
•	-	-	-	-	-
-	-	•	-	-	-
-	-	•	-	-	-
-	-	•	-	-	-
13	13	17	17	22	23

Flexible metallic conduit systems

Type FLHTB - Liquid tight system



The FLHTB conduit systems are Enhanced Fire Performance rated, highly flexible, liquid tight with a wide temperature operating range.

Designed to meet the demand for 'interoperability' and compliance with stringent local and European fire safety requirements in the rail infrastructure market, the FLHTB system, is accredited with the EN45545-2 standard achieving the highest HL3 fire performance rating for both interior and exterior locations.

The system provides higher performance levels of flexibility, impact and abrasion resistance, combined with enhanced chemical resistances especially to oils and greases, with a much higher and lower temperature rating (-40°C to +105°C), than any other metallic conduit system with a EN45545-2 HL3 rating.

Features and benefits





- EN45545-2 and BS EN 61386-1 & 23 accreditation
- HL3 - R22 & R23 rating
- Up to IP69 rating
- High flexibility
- Oil and hydrocarbons resistant
- Suitable for wide use underground and in any part of train vehicles and infrastructure

Type FLHTB – Enhanced fire performance covered steel flexible conduit

Materials: Thermoplastic jacket covered galvanised steel / Colour: Black

Black Part no.	Nominal conduit size (mm)	US conduit size (in.)	Outside diameter (mm)	Inside diameter (mm)	Static bend radius (mm)	Coil lengths (m)
FLHTB01*	10.0	1/4	11.8	7.0	40.0	10/30
FLHTB02*	12.0	5/16	14.2	10.0	25.0	10/30
FLHTB03*	16.0	3/8	17.8	12.5	35.0	10/30
FLHTB04*	20.0	1/2	21.0	16.0	42.0	10/30
FLHTB05*	25.0	3/4	26.4	21.0	52.0	10/20
FLHTB06*	32.0	1	33.1	26.1	66.0	10/20
FLHTB07*	40.0	1 1/4	41.8	35.3	84.0	10/20
FLHTB08*	50.0	1 1/2	47.7	40.4	100	10/20

*Add coil length to complete part number, e.g. 10 metres of FLHTB 10mm in black is FLHTB0110.

Approvals	Approvals	Fire performance	UV Resistance
   	EN45545-2 HL3 R22 & R23 / NFF16-101 I1 F1 / LUL 1-085 NFPA130 / ASTM E 162, ASTM E 662 and Bombardier SMP 800-C	Limited fire hazard, flame retardant Low smoke, zero halogen	Very high
	Temperature range Static temperature: -40°C to +105°C Flexing temperature: -30°C to +105°C	IP Rating (with appropriate fittings) IP69 Standard with XQM, XQMS, XQAS, XQA, XRM, XSM, XSA & XMM IP67 Standard with XQM, XQMS, XQAS, XQA, XRM, XSM, XSA & XMM IP66 Standard with XQM, XQMS, XQAS, XQA, XRM, XSM, XSA & XMM	
BSI Kitemark / KM-35161 CE Mark to the low voltage directive UL94 V0 / BS6853 Class 1A	Flexibility & fatigue life Very high flexibility - high fatigue life		

Flexible metallic conduit systems






Type FST & FLT - Liquid tight system

Type FST – Low fire hazard, liquid tight conduit

Materials: Stainless steel AISI 316L core -
String packing with low fire hazard covering / Colour: Black

Part no.	Nominal conduit size (mm)	US conduit size (in.)	Outside diameter (mm)	Inside diameter (mm)	Coil lengths (m)
FST02*	12.0	⁵ / ₁₆	14.2	10.0	10/30
FST03*	16.0	³ / ₈	17.8	12.5	10/30
FST04*	20.0	¹ / ₂	21.1	15.9	10/30
FST05*	25.0	³ / ₄	26.4	21.0	10/30
FST06*	32.0	1	33.1	26.4	10/20
FST07*	40.0	1 ¹ / ₄	41.8	35.4	10/20
FST08*	50.0	1 ¹ / ₂	47.5	40.4	10/20
FST09*	63.0	2	59.7	51.6	10/20

*Add coil length to complete part number, e.g. 10 metres of FST 16mm is FST0310.






Approvals	Approvals	Fire performance	UV Resistance
    	EN45545-2 HL3 / NFF16-101 I1 F1 / LUL 1-085	Limited fire hazard, flame retardant	High
	BS6853 Class 1A	Low smoke, zero halogen	
	NFPA130 / ASTM E 162, ASTM E 662 and Bombardier SMP 800-C	IP Rating (with appropriate fittings)	
	Temperature range	IP69	Standard with XQM, XQMS, XQAS, XQA, XRM, XSM, XSA & XMM
	Static temperature: -20°C to +90°C	IP67	Standard with XQM, XQMS, XQAS, XQA, XRM, XSM, XSA & XMM
	Flexing temperature: -5°C to +105°C	IP66	Standard with XQM, XQMS, XQAS, XQA, XRM, XSM, XSA & XMM
BSI Kitemark / KM-35161	Flexibility & fatigue life		
CE Mark to the low voltage directive	Medium flexibility - medium fatigue life		

Type FLT – Low fire hazard, liquid tight conduit

Materials: Galvanised steel core - String packing with low fire hazard covering / Colour: Black

Black Part no.	Nominal conduit size (mm)	US conduit size (in.)	Outside diameter (mm)	Inside diameter (mm)	Coil lengths (m)
FLT02*	12.0	⁵ / ₁₆	14.2	10.0	10/30
FLT03*	16.0	³ / ₈	17.8	12.5	10/30
FLT04*	20.0	¹ / ₂	21.1	15.9	10/30
FLT05*	25.0	³ / ₄	26.4	21.0	10/30
FLT06*	32.0	1	33.1	26.4	10/20
FLT07*	40.0	1 ¹ / ₄	41.8	35.4	10/20
FLT08*	50.0	1 ¹ / ₂	47.5	40.4	10/20
FLT09*	63.0	2	59.7	51.6	10/20

*Add coil length to complete part number e.g. 10 metres of FLT 16mm in black is FLT0310.

Approvals	Approvals	Fire performance	UV Resistance
    	EN45545-2 HL3 / NFF16-101 I1 F1 / LUL 1-085	Limited fire hazard, flame retardant	High
	BS6853 Class 1A	Low smoke, zero halogen	
	NFPA130 / ASTM E 162, ASTM E 662 and Bombardier SMP 800-C	IP Rating (with appropriate fittings)	
	Temperature range	IP69	Standard with XQM, XQMS, XQAS, XQA, XRM, XSM, XSA & XMM
	Static temperature: -20°C to +90°C	IP67	Standard with XQM, XQMS, XQAS, XQA, XRM, XSM, XSA & XMM
	Flexing temperature: -5°C to +105°C	IP66	Standard with XQM, XQMS, XQAS, XQA, XRM, XSM, XSA & XMM
BSI Kitemark / KM-35161	Flexibility & fatigue life		
CE Mark to the low voltage directive	Medium flexibility - medium fatigue life		

Flexible metallic conduit systems


Type FSH & FLH - Liquid tight system

Type FSH – High temperature, liquid tight conduit

Materials: Stainless steel AISI 316L core -
String packing with co-polyester covering / Colour: Black

Part no.	Nominal conduit size (mm)	US conduit size (in.)	Outside diameter (mm)	Inside diameter (mm)	Coil lengths (m)
FSH03*	16.0	3/8	17.8	12.5	10/30
FSH04*	20.0	1/2	21.1	15.9	10/30
FSH05*	25.0	3/4	26.4	21.0	10/30
FSH06*	32.0	1	33.1	26.7	10/20
FSH07*	40.0	1 1/4	41.8	35.4	10/20
FSH08*	50.0	1 1/2	47.9	40.4	10/20
FSH09*	63.0	2	59.7	51.6	10/20

*Add coil length to complete part number, e.g. 10 metres of FSH 16mm is FSH0310.


Approvals	Approvals	Fire performance	UV Resistance
	BSI Kitemark / KM-35161	Flame Retardant	Very high (Black)
	CE Mark to the low voltage directive	IP Rating (with appropriate fittings)	High (Grey)
	Temperature range	IP69 Standard with XQM, XQMS, XQAS, XQA, XRM, XSM, XSA & XMM	
	Static temperature: -20°C to +105°C	IP67 Standard with XQM, XQMS, XQAS, XQA, XRM, XSM, XSA & XMM	
Flexing temperature: -5°C to +105°C	IP66 Standard with XQM, XQMS, XQAS, XQA, XRM, XSM, XSA & XMM		
Flexibility & fatigue life			
Medium flexibility - medium fatigue life			

Type FLH – High temperature, liquid tight conduit

Materials: Heavy galvanised steel core -
String packing with co-polyester covering / Colour: Black or Blue

Black Part no.	Blue Part no.	Nominal conduit size (mm)	US conduit size (in.)	Outside diameter (mm)	Inside diameter (mm)	Coil lengths (m)
FLH03*	FLLH03*	16.0	3/8	17.8	12.5	10/30
FLH04*	FLLH04*	20.0	1/2	21.1	15.9	10/30
FLH05*	FLLH05*	25.0	3/4	26.4	21.0	10/30
FLH06*	FLLH06*	32.0	1	33.1	26.7	10/30
FLH07*	FLLH07*	40.0	1 1/4	41.8	35.4	10/30
FLH08*		50.0	1 1/2	47.5	40.4	10/30
FLH09*		63.0	2	59.7	51.6	10/30

*Add coil length to complete part number, e.g. 10 metres of FLH 16mm in black is FLH0310.


Approvals	Approvals	Fire performance	UV Resistance
	BSI Kitemark / KM-35161	Flame retardant (BSEN 61386)	High (Blue)
	CE Mark to the low voltage directive	IP Rating (with appropriate fittings)	Very high (Black)
	Temperature range	IP69 Standard with XQM, XQMS, XQAS, XQA, XRM, XSM, XSA & XMM	
	Static temperature: -50°C to +130°C	IP67 Standard with XQM, XQMS, XQAS, XQA, XRM, XSM, XSA & XMM	
Flexing temperature: -45°C to +130°C	IP66 Standard with XQM, XQMS, XQAS, XQA, XRM, XSM, XSA & XMM		
Flexibility & fatigue life			
High flexibility - high fatigue life			

Flexible metallic conduit systems


Type FUB / FUG (UL/CSA) & Type FLB / FLG - Liquid tight system

Type FUB / FUG (UL/CSA) – UL/CSA Listed, liquid tight conduit

Materials: Heavy galvanised steel core - Copper packing with PVC covering / Colour: Black or Grey

	Black Part no.	Grey Part no.	Nominal conduit size (mm)	US conduit size (in.)	Outside diameter (mm)	Inside diameter (mm)	Coil lengths (m)
	FUB03*	FUG03*	16.0	3/8	17.8	12.5	10/30
	FUB04*	FUG04*	20.0	1/2	21.1	15.9	10/30
	FUB05*	FUG05*	25.0	3/4	26.4	21.0	10/30
	FUB06*	FUG06*	32.0	1	33.1	26.7	10/20
	FUB07*	FUG07*	40.0	1 1/4	41.8	35.4	10/20
	FUB08*	FUG08*	50.0	1 1/2	47.7	40.4	10/20
	FUB09*	FUG09*	63.0	2	60.0	51.6	10/20


*Add coil length to complete part number, e.g. 10 metres of FUB UL / CSA 16mm in black is FUG0310.

Approvals	Approvals	Fire performance	UV Resistance
	UL Listed - File No. E76358	Flame retardant / Oil & chemical resistance	Very high (Black)
	CSA Approved - File No. 048689	IP Rating (with appropriate fittings)	High (Grey)
	Temperature range	IP69 Standard with XQM, XQMS, XQAS, XQA, XRM, XSM, XSA & XMM	
	Static temperature: -20°C to +105°C	IP67 Standard with XQM, XQMS, XQAS, XQA, XRM, XSM, XSA & XMM	
	Flexing temperature: -5°C to +105°C	IP66 Standard with XQM, XQMS, XQAS, XQA, XRM, XSM, XSA & XMM	
	Flexibility & fatigue life		
Medium flexibility - medium fatigue life			


*Application temperature limited by approval.

Type FLB / FLG – Liquid tight, PVC covered conduit

Materials: Galvanised steel core - String packing with PVC covering / Colour: Black or Grey

	Black Part no.	Grey Part no.	Nominal conduit size (mm)	US conduit size (in.)	Outside diameter (mm)	Inside diameter (mm)	Coil lengths (m)
	FLB02*	FLG02*	12.0	5/16	14.2	10.0	10/30
	FLB03*	FLG03*	16.0	3/8	17.8	12.5	10/30
	FLB04*	FLG04*	20.0	1/2	21.1	15.9	10/30
	FLB05*	FLG05*	25.0	3/4	26.4	21.0	10/30
	FLB06*	FLG06*	32.0	1	33.1	26.7	10/20
	FLB07*	FLG07*	40.0	1 1/4	41.8	35.4	10/20
	FLB08*	FLG08*	50.0	1 1/2	47.5	40.4	10/20
	FLB09*	FLG09*	63.0	2	59.7	51.6	10/20

*Add coil length to complete part number e.g. 10 metres of FLB 12mm in black is FLG0210.

Approvals	Approvals	Fire performance	UV Resistance
	BSI Kitemark / KM-35161	Flame retardant	Very high (Black)
	CE Mark to the low voltage directive	IP Rating (with appropriate fittings)	High (Grey)
	Temperature range	IP69 Standard with XQM, XQMS, XQAS, XQA, XRM, XSM, XSA & XMM	
	Static temperature: -20°C to +105°C	IP67 Standard with XQM, XQMS, XQAS, XQA, XRM, XSM, XSA & XMM	
	Flexing temperature: -5°C to +105°C	IP66 Standard with XQM, XQMS, XQAS, XQA, XRM, XSM, XSA & XMM	
	Flexibility & fatigue life		
Medium flexibility - medium fatigue life			
Characteristics			
Oil & chemical resistance			

Flexible metallic conduit systems

Type XQM & XRM 45° - Liquid tight fittings

Type XQM - Liquid tight for covered conduit

Materials: Nickel plated brass body, back nut & insert.
High temperature co-polyester seal, NBR face seal, nylon cable protection insert



Metric Part no.	Nominal conduit size (mm)	Metric thread size	NPT Part no.	NPT thread size	US conduit size
XQM0203	16.0	M16	-	-	5/16
XQM0303	16.0	M16	-	-	3/8
XQM0304	20.0	M20	XQA0304	1/2	3/8
XQM0404	20.0	M20	XQA0404	1/2	1/2
XQM0505	25.0	M25	XQA0505	3/4	3/4
XQM0606	32.0	M32	XQA0606	1	1
XQM0707	40.0	M40	XQA0707	1 1/4	1 1/4
XQM0808	50.0	M50	XQA0808	1 1/2	1 1/2
XQM0909	63.0	M63	XQA0909	2	2

Approvals



Approvals

BSI Kitemark / KM-35161
CE Mark to the low voltage directive
UL514B file number E60625

Temperature range

Static temperature: -50°C to +150°C
Dynamic temperature: -45°C to +150°C

For use with:

All F Series conduits

Degree of mechanical protection

Very high

IP Rating


IP66

IP67

IP69

Type XRM 45° - 45° Elbow fitting - External male thread

Materials: Nickel plated brass body, back nut & insert.
High temperature co-polyester seal, NBR face seal, nylon cable protection insert



Metric Part no.	Nominal conduit size (mm)	Metric thread size	US conduit size
XRM0303	16.0	M16	3/8
XRM0304	20.0	M20	3/8
XRM0404	20.0	M20	1/2
XRM0505	25.0	M25	3/4
XRM0606	32.0	M32	1
XRM0707	40.0	M40	1 1/4
XRM0808	50.0	M50	1 1/2
XRM0909	63.0	M63	2

Approvals



Approvals

BSI Kitemark / KM-35161
CE Mark to the low voltage directive
UL514B file number E60625

Temperature range

Static temperature: -50°C to +150°C
Dynamic temperature: -45°C to +150°C

For use with:

All F Series conduits

Degree of mechanical protection

Very high

IP Rating

IP66

IP67

IP69

Flexible metallic conduit systems

Type XSM 90° & XMM Swivel - Liquid tight fittings

Type XSM 90° – 90° Male elbow fitting

Materials: Nickel plated brass body, back nut & insert.
High temperature co-polyester seal, NBR face seal, nylon cable protection insert



Metric Part no.	Nominal conduit size (mm)	Metric thread size	NPT Part no.	NPT thread size	US conduit size
XSM0303	16.0	M16	–	–	3/8
XSM0304	20.0	M20	XSA0304	1/2	3/8
XSM0404	20.0	M20	XSA0404	1/2	1/2
XSM0505	25.0	M25	XSA0505	3/4	3/4
XSM0606	32.0	M32	XSA0606	1	1
XSM0707	40.0	M40	XSA0707	1 1/4	1 1/4
XSM0808	50.0	M50	XSA0808	1 1/2	1 1/2
XSM0909	63.0	M63	XSA0909	2	2

Approvals



Approvals

BSI Kitemark / KM-35161
CE Mark to the low voltage directive
UL514B file number E60625

Temperature range

Static temperature: -50°C to +150°C
Dynamic temperature: -45°C to +150°C

For use with:

All F Series conduits

Degree of mechanical protection

Very high

IP Rating

IP66

IP67

IP69

Type XMM – Straight swivel fitting - External male thread

Materials: Nickel plated brass, PVC sleeve - Nylon inserts



Metric Part no.	Nominal conduit size (mm)	Metric thread size	US conduit size
XMM0303	16.0	M16	3/8
XMM0404	20.0	M20	1/2
XMM0505	25.0	M25	3/4
XMM0606	32.0	M32	1
XMM0707	40.0	M40	1 1/4
XMM0808	50.0	M50	1 1/2
XMM0909	63.0	M63	2

Approvals



Approvals

BSI Kitemark / KM-35161
CE Mark to the low voltage directive

Temperature range

Static temperature: -20°C to +120°C
Dynamic temperature: -5°C to +120°C

For use with:

All F Series conduits

Degree of mechanical protection

Medium

IP Rating

IP66


IP67


Flexible metallic conduit systems

Type XEN - Conduit terminator

Type XEN – Conduit terminator

Materials: Nickel plated brass

	Metric Part no.	Nominal conduit Size (mm)	US conduit size
	XEN01	10.0	1/4
	XEN02	12.0	5/16
	XEN03	16.0	3/8
	XEN04	20.0	1/2
	XEN05	25.0	3/4
	XEN06	32.0	1
	XEN07	40.0	1 1/4
	XEN08	50.0	1 1/2
	XEN09	63.0	2

Approvals	Approvals	Degree of mechanical protection	IP Rating
	CE Mark to the low voltage directive	High	IP40
	Temperature range		
	Static temperature: -50°C to +150°C Dynamic temperature: -45°C to +150°C		

Flexible metallic conduit systems

Type KEBT & KEBF - Ultra conduit liquid tight system

Type KEBT – Low fire hazard, liquid tight conduit

Materials: Galvanized steel core with low fire hazard covering / Colour: Black

Part no.	Nominal conduit size (mm)	US conduit size (in.)	Outside diameter (mm)	Inside diameter (mm)	Coil lengths (m)
KEBT01*	10.0	1/4	10.3	7.0	10/30
KEBT02*	12.0	5/16	13.8	10.0	10/30
KEBT03*	16.0	3/8	17.1	12.9	10/30
KEBT04*	20.0	1/2	21.2	17.0	10/20
KEBT05*	25.0	3/4	25.7	21.1	10/30
KEBT06*	32.0	1	33.0	28.4	10/30
KEBT07*	40.0	1 1/4	41.1	36.4	10/20
KEBT08*	50.0	1 1/2	54.9	48.2	10/30
KEBT09*	63.0	2	64.5	57.5	10/20
KEBT10*	75.0	2 1/2	79.0	70.0	10/20

*Add coil length to complete part number, e.g. 10 metres of KEBT 16mm is KEBT0310.

Approvals



Approvals

BSI Kitemark / KM-35161
CE Mark to the low voltage directive
EN45545-2 HL3 / NFF16-101 I1 F1 / LUL 1-085
BS6853 Class 1A
NFPA130 / ASTM E 162, ASTM E 662 and Bombardier SMP 800-C
Temperature range
Static temperature: -20°C to +90°C
Flexing temperature: -5°C to +105°C

Flexibility & fatigue life

Medium flexibility - medium fatigue life

IP Rating (with appropriate fittings*)

IP65	Liquid tight with GQM fittings
IP54	Waterproof with GAM, GBM & GUN fittings

Characteristics

High mechanical strength

Fire performance

Limited fire hazard, flame retardant

Low smoke, zero halogen

Type KEBF – PVC covered, liquid tight conduit

Materials: Galvanized steel core with PVC jacket / Colour: Black

Part no.	Nominal conduit size (mm)	US conduit size (in.)	Outside diameter (mm)	Inside diameter (mm)	Coil lengths (m)
KEBF01*	10.0	1/4	10.3	7.0	10/30
KEBF02*	12.0	5/16	13.8	10.0	10/30
KEBF03*	16.0	3/8	17.1	12.9	10/30
KEBF04*	20.0	1/2	21.2	17.0	10/30/50
KEBF05*	25.0	3/4	25.7	21.1	10/30/50
KEBF06*	32.0	1	33.0	28.4	10/20
KEBF07*	40.0	1 1/4	41.1	36.4	10/20
KEBF08*	50.0	1 1/2	54.9	48.2	10/20
KEBF09*	63.0	2	64.5	48.2	10/20

*Add coil length to complete part number, e.g. 10 metres of KEBF 10mm is KEBF0110.

Approvals



Approvals

BSI Kitemark / KM-35161
CE Mark to the low voltage directive
Temperature range
Static temperature: -25°C to +70°C
Flexing temperature: -5°C to +90°C
Flexibility & fatigue life
Very high flexibility - high fatigue life

IP Rating (with appropriate fittings)

IP65	Liquid tight with GQM fittings
IP54	Waterproof with GAM, GBM & GUN fittings

Characteristics

High mechanical strength

Fire performance


Flame retardant

Flexible metallic conduit systems

Type GQMS - Stainless steel fittings

Type GQMS – Liquid resistant, straight fitting for covered conduit

Materials: Stainless steel AISI 316L – Nylon seals



Part no.	Metric thread size	Ext. thread outside diameter (mm)
GQMS0303	M16	16.0
GQMS0304	M20	16.0
GQMS0404	M20	20.0
GQMS0505	M25	25.0
GQMS0606	M32	32.0
GQMS0707	M40	40.0
GQMS0808	M50	50.0

Approvals



Approvals

BSI Kitemark / KM-35161
CE Mark to the low voltage directive

IP Rating

IP65 Liquid tight with KEBT and KEBF

Temperature range

Static temperature: -50°C to +150°C
Dynamic temperature: -45°C to +150°C

Degree of mechanical protection


Very high

Flexible metallic conduit systems

Type GQM - Nickel plated brass fittings

Type GQM – Liquid resistant straight fitting - External male thread for covered conduit

Materials: Nickel plated brass,
co-polyester seals - Nylon insert



Part no.	Metric thread size	Ext. thread outside diameter (mm)
GQM0303	M16	16.0
GQM0404	M20	20.0
GQM0505	M25	25.0
GQM0606	M32	32.0
GQM0707	M40	40.0
GQM0808	M40	40.0

Approvals



Approvals

BSI Kitemark / KM-35161
CE Mark to the low voltage directive

IP Rating

IP65 Liquid tight with KEBF & KEBT

Temperature range

Static temperature: -50°C to +150°C
Dynamic temperature: -45°C to +150°C

Degree of mechanical protection

Very high

Flexible metallic conduit systems

Type GAM & GBM - KE Ultra fittings

Type GAM – Fixed body, straight fitting - Fixed external male thread for covered conduit

Materials: Nickel plated zinc or Nickel plated brass



Part no.	Metric thread size	Ext. thread outside diameter (mm)
GAM0303*	M16	16.0
GAM0304*	M20	20.0
GAM0404**	M20	20.0
GAM0505**	M25	25.0
GAM0606**	M32	32.0
GAM0707*	M40	40.0
GAM0808*	M50	50.0
GAM0909*	M63	63.0
GAM1010*	M75	75.0

*Nickel plated brass body & Ferrule.

**Nickel plated cast zinc body with nickel plated brass ferrule.

Approvals



Approvals

BSI Kitemark / KM-35161

CE Mark to the low voltage directive

IP Rating

IP54

Waterproof with KEBF and KEBT

Temperature range

Static temperature: -65°C to +350°C

Dynamic temperature: -45°C to +250°C

Degree of mechanical protection

Very high

Type GBM – Swivel body, straight fitting - Swivel external male thread for covered conduit

Materials: Nickel plated brass



Part no.	Metric thread size	Ext. thread outside diameter (mm)
GBM0303	M16	16.0
GBM0404	M20	20.0
GBM0505	M25	25.0
GBM0606	M32	32.0
GBM0707	M40	40.0
GBM0808	M50	50.0

Approvals



Approvals

BSI Kitemark / KM-35161

CE Mark to the low voltage directive

IP Rating

IP54

Waterproof with KEBF and KEBT

Temperature range

Static temperature: -65°C to +350°C

Dynamic temperature: -45°C to +250°C

Degree of mechanical protection


Very high



Flexible metallic conduit systems

Type GUN - KE Ultra fittings

Type GUN – Liquid resistant space saver for covered conduit

Materials: Nickel plated brass

	Part no.	Nominal conduit size (mm)
	GUN0101	10.0
	GUN0202	12.0
	GUN0303	16.0
	GUN0404	20.0
	GUN0505	25.0
	GUN0606	32.0
	GUN0707	40.0
	GUN0808	50.0

Approvals
 

Approvals
BSI Kitemark / KM-35161
CE Mark to the low voltage directive
IP Rating
IP40


Temperature range
Static temperature: -65°C to +350°C
Dynamic temperature: -45°C to +250°C
Degree of mechanical protection
Very high

Flexible metallic conduit systems

Type KSU & KSU Small bore - Stainless steel system

Type KSU – Uncovered flexible conduit

Materials: Stainless steel AISI 316L

	Part no.	Nominal conduit size (mm)	US conduit size (in.)	Outside diameter (mm)	Inside diameter (mm)	Coil lengths (m)
	KSU01* (AISI 304)	10.0	1/4	9.6	7.0	10/30
	KSU02*	12.0	5/16	12.8	10.0	10/30
	KSU03*	16.0	3/8	16.1	12.9	10/30
	KSU04*	20.0	1/2	20.2	17.0	10/30
	KSU05*	25.0	3/4	24.7	21.1	10/30
	KSU06*	32.0	1	32.0	28.4	10/20
	KSU07*	40.0	1 1/4	40.0	36.4	10/20

* Add coil length to complete part number, e.g. 10 metres of KSU 10mm is KSU0110.

Approvals



Approvals

BSI Kitemark / KM-35161

CE Mark to the low voltage directive

Temperature range

Static temperature: -65°C to +350°C

Flexing temperature: -45°C to +250°C

Flexibility & fatigue life

Very high flexibility - very high fatigue life

Fire performance

Inherent low fire hazard

Resistance to flame propagation

IP Rating (with appropriate fittings)

IP40 As standard with GFMS fittings


Characteristics

Oil & chemical resistance

Abrasion resistant

Type KSU – Small bore - Uncovered flexible conduit

Materials: Stainless steel AISI 304

	Part no.	Nominal conduit size (mm)	US conduit size (in.)	Outside diameter (mm)	Inside diameter (mm)	Coil lengths (m)
	KSU00320	10.0	1/4	5.1	3.3	20
	KSU00520	12.0	5/16	7.0	5.1	20
	KSU00810	16.0	3/8	10.1	8.0	10

Approvals



Approvals

CE Mark to the low voltage directive

Temperature range

Static temperature: -65°C to +350°C

Flexing temperature: -45°C to +250°C

Flexibility & fatigue life

Very high flexibility - very high fatigue life

Fire performance

Inherent low fire hazard

Resistance to flame propagation

IP Rating (with appropriate fittings)

IP40

Characteristics

Oil & chemical resistance

Abrasion resistant

Flexible metallic conduit systems




Type KEU - Ultra conduit system

Type KEU – Uncovered galvanised steel conduit

Materials: Galvanised steel

Part no.	Nominal conduit size (mm)	US conduit size (in.)	Outside diameter (mm)	Inside diameter (mm)	Coil lengths (m)
KEU01*	10.0	1/4	9.0	6.8	10/30
KEU02*	12.0	5/16	13.0	10.3	10/30
KEU03*	16.0	3/8	16.0	13.0	10/30
KEU04*	20.0	1/2	20.5	16.9	10/30/50
KEU05*	25.0	3/4	25.0	21.4	10/30/50
KEU06*	32.0	1	32.0	28.1	10/20
KEU07*	40.0	1 1/4	42.5	37.7	10/20
KEU08*	50.0	1 1/2	53.0	48.4	10/20

*Add coil length to complete part number, e.g. 10 metres of KEU 10mm is KEU0110.

Approvals	Approvals	Fire performance
 	BSI Kitemark / KM-35161	Inherent Low Fire Hazard resistance to flame propagation
	CE Mark to the low voltage directive	
	Temperature range	IP Rating (with appropriate fittings)
	Static temperature: -50°C to +300°C Flexing temperature: -45°C to +250°C	IP40 Standard with GFM & GGM fittings
	Flexibility & fatigue life	Characteristics
	Very high flexibility - very high fatigue life	High mechanical strength

Flexible metallic conduit systems

Type GFMS - Stainless steel fittings

Type GFMS – Fixed body fitting for uncovered conduit

Materials: Stainless steel AISI 316L



Part no.	Metric thread size	Ext. thread outside diameter (mm)
GFMS0303	M16	16.0
GFMS0404	M20	20.0
GFMS0505	M25	25.0
GFMS0606	M32	32.0
GFMS0707	M40	40.0

Approvals



Approvals

BSI Kitemark / KM-35161
CE Mark to the low voltage directive

IP Rating

IP40

As standard with KSU

Temperature range

Static temperature: -65°C to +350°C
Dynamic temperature: -45°C to +250°C

Degree of mechanical protection

Very high

Flexible metallic conduit systems

Type GFM & GGM - Nickel plated brass fittings

Type GFM – Fixed body, straight fitting - Fixed external male thread for uncovered conduit

Materials: Nickel plated zinc or Nickel plated brass



Part no.	Metric thread size	Ext. thread outside diameter (mm)
GFM0303*	M16	16.0
GFM0304**	M20	20.0
GFM0404**	M20	20.0
GFM0505**	M25	25.0
GFM0606**	M32	32.0
GFM0707*	M40	40.0
GFM0808*	M50	50.0

*Nickel plated brass body & ferrule.

**Nickel plated cast zinc body with nickel plated brass ferrule.

Approvals



Approvals

BSI Kitemark / KM-35161
CE Mark to the low voltage directive

IP Rating

IP40 As standard with KEU & KSU

Temperature range

Static temperature: -65°C to +350°C
Dynamic temperature: -45°C to +250°C

Degree of mechanical protection

Very high

Type GGM – Swivel external thread - Straight fitting for covered conduit

Materials: Nickel plated brass



Part no.	Metric thread size	Ext. thread outside diameter (mm)
GGM0303	M16	16.0
GGM0404	M20	20.0
GGM0505	M25	25.0
GGM0606	M32	32.0
GGM0707	M40	40.0
GGM0808	M50	50.0

Approvals



Approvals

BSI Kitemark / KM-35161
CE Mark to the low voltage directive

IP Rating

IP40 With KEU and KSU

Temperature range

Static temperature: -65°C to +300°C
Dynamic temperature: -45°C to +250°C

Degree of mechanical protection

Very high

Flexible metallic conduit systems

Type GYN - Nickel plated brass fittings

Type GYN – Smooth entry bush for uncovered conduit

Materials: Nickel plated brass



Part no.	Nominal conduit size (mm)
GYN0101	10.0
GYN0202	12.0
GYN0303	16.0
GYN0404	20.0
GYN0505	25.0
GYN0606	32.0
GYN0707	40.0
GYN0808	50.0

Approvals



Approvals

BSI Kitemark / KM-35161
CE Mark to the low voltage directive

IP Rating

IP40

With KEU and KSU

Temperature range

Static temperature: -65°C to +300°C
Dynamic temperature: -45°C to +250°C

Degree of mechanical protection

Very high

Flexible metallic conduit systems

Accessories

Coupler – Female to female thread coupler

Materials: Nickel plated brass

Part no.	Metric thread size	Int. thread inside diameter (mm)
Stainless steel - Hex locknut		
EXN/M16/C	M16	14.4
EXN/M20/C	M20	18.4
EXN/M25/C	M25	23.4
EXN/M32/C	M32	30.4
EXN/M40/C	M40	38.4
EXN/M50/C	M50	48.4
EXN/M63/C	M63	61.4



Approvals



Approvals

Baseefa 08 ATEX 0003X
Ex de IIC Gb
Ex tb IIIC Db

Temperature range

Safe operating temperature range:
-60°C to +200°C

Hex locknut – For securing threaded fittings into knockouts and fixing holes

Materials: Stainless steel or nickel plated brass

Part no.	Metric thread size	Dimension across flats (mm)	Thickness (mm)
Stainless steel - Hex locknut			
LNSS/M16	M16 x 1.5	20.0	3.0
LNSS/M20	M20 x 1.5	24.0	3.5
LNSS/M25	M25 x 1.5	30.0	4.0
LNSS/M32	M32 x 1.5	36.0	5.0
LNSS/M40	M40 x 1.5	47.2	5.0
LNSS/M50	M50 x1.5	60.3	5.0
LNSS/M63	M63 x 1.5	69.8	6.0
Nickel plated brass - Hex locknut			
LNB/M16	M16 x 1.5	20.0	3.0
LNB/M20	M20 x 1.5	24.0	3.0
LNB/M25	M25 x 1.5	30.0	3.5
LNB/M32	M32 x 1.5	38.0	5.0
LNB/M40	M40 x 1.5	50.0	5.0
LNB/M50	M50 x1.5	60.0	5.0



Type GEN – Space saver & conduit terminator for covered conduit

Materials: Nickel plated brass

Part no.	Nominal conduit size (mm)
GEN01	10.0
GEN02	12.0
GEN03	16.0
GEN04	20.0
GEN05	25.0
GEN06	32.0
GEN07	40.0
GEN08	50.0



Approvals



Approvals

BSI Kitemark / KM-35161
CE Mark to the low voltage directive

IP Rating

IP44 With KEBF and KEBT

Temperature range

Static temperature: -65°C to +300°C
Dynamic temperature: -45°C to +250°C

Degree of mechanical protection

High

Index

Order code classification

Part no.	GID Code	Page No.	Part no.	GID Code	Page No.	Part no.	GID Code	Page No.
EXN/M16/C		27	FSH07		12	GFM0404		25
EXN/M20/C		27	FSH08		12	GFM0505		25
EXN/M25/C		27	FSH09		12	GFM0606		25
EXN/M32/C		27	FST02		11	GFM0707		25
EXN/M40/C		27	FST03		11	GFM0808		25
EXN/M50/C		27	FST04		11	GFMS0303		24
EXN/M63/C		27	FST05		11	GFMS0404		24
FLB02		13	FST06		11	GFMS0505		24
FLB03		13	FST07		11	GFMS0606		24
FLB04		13	FST08		11	GFMS0707		24
FLB05		13	FST09		11	GGM0303		25
FLB06		13	FUB03		13	GGM0404		25
FLB07		13	FUB04		13	GGM0505		25
FLB08		13	FUB05		13	GGM0606		25
FLB09		13	FUB06		13	GGM0707		25
FLG02		13	FUB07		13	GGM0808		25
FLG03		13	FUB08		13	GQM0303		19
FLG04		13	FUB09		13	GQM0404		19
FLG05		13	FUG03		13	GQM0505		19
FLG06		13	FUG04		13	GQM0606		19
FLG07		13	FUG05		13	GQM0707		19
FLG08		13	FUG06		13	GQM0808		19
FLG09		13	FUG07		13	GQMS0303		18
FLH03		12	FUG08		13	GQMS0304		18
FLH04		12	FUG09		13	GQMS0404		18
FLH05		12	GAM0303		20	GQMS0505		18
FLH06		12	GAM0304		20	GQMS0606		18
FLH07		12	GAM0404		20	GQMS0707		18
FLH08		12	GAM0505		20	GQMS0808		18
FLH09		12	GAM0606		20	GUN0101		21
FLHTB01		10	GAM0707		20	GUN0202		21
FLHTB02		10	GAM0808		20	GUN0303		21
FLHTB03		10	GAM0909		20	GUN0404		21
FLHTB04		10	GAM1010		20	GUN0505		21
FLHTB05		10	GBM0303		20	GUN0606		21
FLHTB06		10	GBM0404		20	GUN0707		21
FLHTB07		10	GBM0505		20	GUN0808		21
FLHTB08		10	GBM0606		20	GYN0101		26
FLT02		11	GBM0707		20	GYN0202		26
FLT03		11	GBM0808		20	GYN0303		26
FLT04		11	GEN01		27	GYN0404		26
FLT05		11	GEN02		27	GYN0505		26
FLT06		11	GEN03		27	GYN0606		26
FLT07		11	GEN04		27	GYN0707		26
FLT08		11	GEN05		27	GYN0808		26
FLT09		11	GEN06		27	KEBF01		17
FSH03		12	GEN07		27	KEBF02		17
FSH04		12	GEN08		27	KEBF03		17
FSH05		12	GFM0303		25	KEBF04		17
FSH06		12	GFM0304		25	KEBF05		17

Index

Order code classification

Part no.	GID Code	Page No.	Part no.	GID Code	Page No.
KEBF06		17	XEN08		16
KEBF07		17	XEN09		16
KEBF08		17	XMM0303		15
KEBT01		17	XMM0404		15
KEBT02		17	XMM0505		15
KEBT03		17	XMM0606		15
KEBT04		17	XMM0707		15
KEBT05		17	XMM0808		15
KEBT06		17	XMM0909		15
KEBT07		17	XQA0304		14
KEBT09		17	XQA0404		14
KEBT10		17	XQA0505		14
KEU01		23	XQA0606		14
KEU02		23	XQA0707		14
KEU03		23	XQA0808		14
KEU04		23	XQA0909		14
KEU05		23	XQM0203		14
KEU06		23	XQM0303		14
KEU07		23	XQM0304		14
KEU08		23	XQM0404		14
KSU00320		22	XQM0505		14
KSU00520		22	XQM0606		14
KSU00810		22	XQM0707		14
KSU01		22	XQM0808		14
KSU02		22	XRM0303		14
KSU03		22	XRM0304		14
KSU04		22	XRM0404		14
KSU05		22	XRM0505		14
KSU06		22	XRM0606		14
KSU07		22	XRM0707		14
LNSS/M16		27	XRM0808		14
LNSS/M20		27	XRM0909		14
LNSS/M25		27	XSA0304		15
LNSS/M32		27	XSA0404		15
LNSS/M40		27	XSA0505		15
LNSS/M50		27	XSA0606		15
LNSS/M63		27	XSA0707		15
LNB/M16		27	XSA0808		15
LNB/M20		27	XSA0909		15
LNB/M25		27	XSM0303		15
LNB/M32		27	XSM0304		15
LNB/M40		27	XSM0404		15
LNB/M50		27	XSM0505		15
XEN01		16	XSM0606		15
XEN02		16	XSM0707		15
XEN03		16	XSM0808		15
XEN04		16	XSM0909		15
XEN05		16			
XEN06		16			
XEN07		16			

Additional information

We reserve the right to make technical changes or modify the contents of this document without prior notice. With regard to purchase orders, the agreed particulars shall prevail. ABB AG does not accept any responsibility whatsoever for potential errors or possible lack of information in this document.

We reserve all rights in this document and in the subject matter and illustrations contained therein. Any reproduction, disclosure to third parties or utilisation of its contents – in whole or in parts – is forbidden without prior written consent of ABB AG.



—
ABB UK Ltd
CMG House
Station Road
Coleshill
Birmingham B46 1HT
Tel: +44 (0) 1675 468 217
Fax: +44 (0) 1675 468 280
E-Mail: sales@kopex.co.uk

new.abb.com