

Catamount cable ties

Introduction

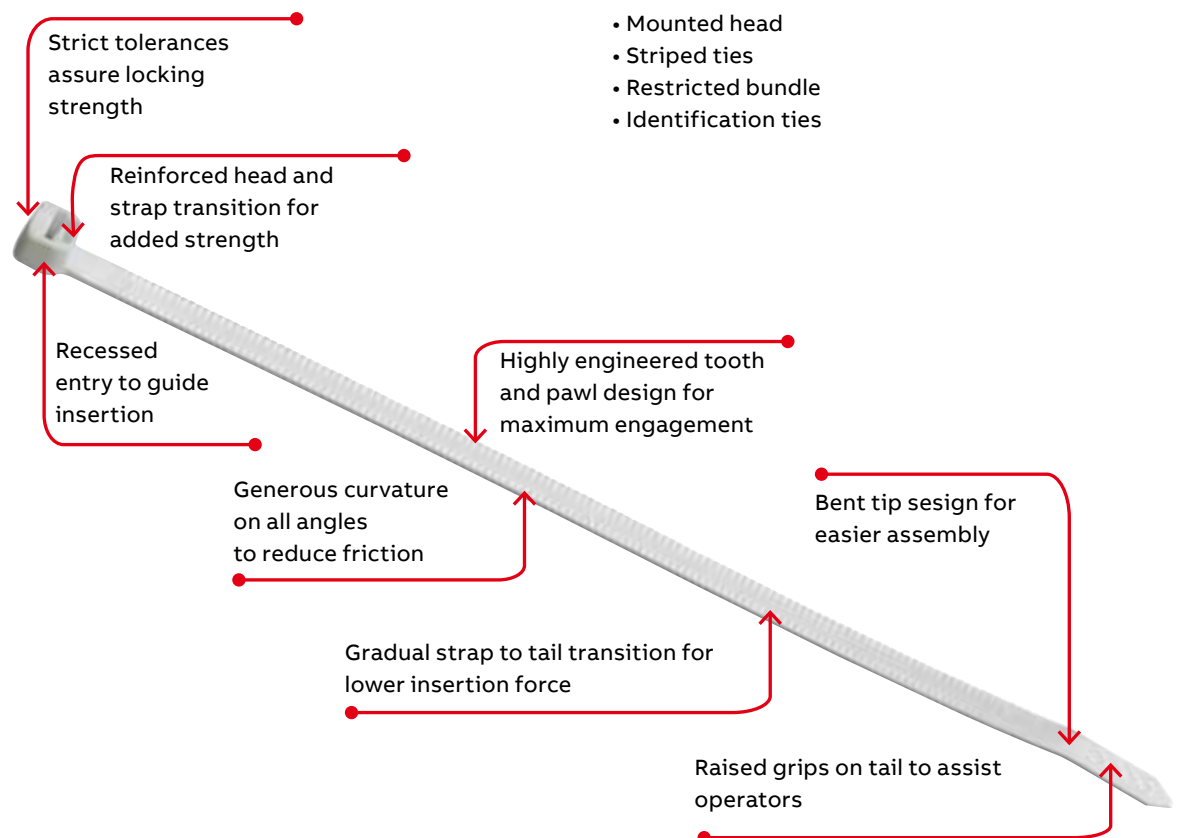
State-of-the-art robotic and raw material handling equipment assures product and material integrity throughout the manufacturing process.

Catamount ties and terminals fit the needs of general-purpose fastening and wire terminations. Installers quickly discover that Catamount products offer durable and value-priced cable bundling for a variety of commercial and residential construction applications. Electricians can also take advantage of other benefits in stocking Catamount products in their toolboxes, such as more terminals per bag in most popular sizes than leading comparable brands..

Catamount ties and terminals are offered in a wide range of sizes, styles and colours and meet listing requirements for most electrical termination and fastening projects. A choice of matching tools are also offered to provide quick and reliable installations. Where applicable, Catamount cable ties are cULus recognized.

Product range

- Miniature
- Heavy-duty
- Intermediate
- Extra heavy-duty
- Standard
- Releasable ties
- Mounted head
- Striped ties
- Restricted bundle
- Identification ties



Catamount cable ties

Catamount catalogue number construction

Ties

L	4	18	HS	-	9	M
↓	↓	↓	↓		↓	↓
Product prefix	Length	Tensile strength	Type of product		Colour	Quantity
L Cable ties		18 lb 30 lb 40 lb 50 lb 120 lb 175 lb 250 lb	blank Polyamide 6.6 HS Heat Stabilized* FL Fluorescent MH Mounting Head PM Pushmount PMR Pushmount Releasable R Releasable TB Restricted Bundle ID Identification * Black and natural colour only		0 Black** 1 Brown 2 Red 3 Orange 4 Yellow 5 Green 6 Blue 7 Purple 8 Grey 9 Natural 11 Fluorescent pink 16 Fluorescent orange 17 Fluorescent yellow 18 Fluorescent green 20 Fluorescent blue	X 10 pack Q 25 pack L 50 pack C 100 pack D 500 pack M 1,000 pack

Mounting bases

MP	NY	-	750	-	9	C
↓	↓		↓		↓	↓
Product Prefix	Material		Size/n°		Colour	Quantity
MP Mounting pad ID Identification S# Strapping thickness MC Mounting cradle PM Push mounts SM Screw mounts N# Plain-edged cable clamps / Width W# Self-aligning cable clamps / Dia. UL Adjustable cable clamps GG Gator grip FA Flat adhesive clip FS Flat screw clip FR Flat rubber adhesive clip MS Snap mount RA Round adhesive clip SR Spiral wrap GS Grommeting GR Extruded grommeting GRU Extruded grommeting uncut	NY Polyamide TZ Fluoropolymer PV PVC PE Polyethylene FR Flame retardant TL Teflon		0,75 in.		0 Black** 1 Brown 2 Red 3 Orange 4 Yellow 5 Green 6 Blue 7 Purple 8 Grey 9 Natural 11 Fluorescent pink 16 Fluorescent orange 17 Fluorescent yellow 18 Fluorescent green 20 Fluorescent blue	Q 25 pack L 50 pack C 100 pack D 500 pack M 1,000 pack

Material selection and ordering guide

Physical properties of materials

Materials for molded assembly hardware

Property	ASTM Method	Test condition	Units	Molded Polyamide 6.6	Heat Stabilized Polyamide	UV Black Polyamide
Tensile Strength	D638	+23 °C; 50% RH	kpsi	11.2	11.2	9.0
Elongation at Break	D638	+23 °C; 50% RH	%	Z300	Z300	200
Yield Strength	D638	+23 °C; 50% RH	kpsi	8.5	8.5	9.0
Shear Strength	D732	Dry As Molded (DAM)	kpsi	9.6	9.6	10.5
Deformation Under Load	D621	2 000 psi +50 °C; DAM	%	1.4	1.4	1.2
IZOD Impact	D256	+23 °C; 50% RH	ft. lb./in.	2.1	2.1	2.0
Tensile Impact Strength	D1822	+23°C; Long specimen; DAM	ft. lb./in. ²	240	240	N.R.
Melting Point	D789	Fisher-Johns	°F	491	491	491
Thermal Linear Expansion	D696	DAM	in./in./°F	4 x 10 ⁻⁵	4 x 10 ⁻⁵	N.R.
Thermal Conductivity	-	DAM Conche-Fitch	BTU - po/h . ft ² . °F	1.7	1.7	1.7
Brittleness Temperature	D746	50% RH	°F	-85	-85	-62
Oxygen Index	D2863	DAM	%O ₂	28	28	25
		50% RH	%O ₂	31	31	31
UL Flammability	UL 94	DAM	-	V-2	V-2	V-2
		50% RH	-	V-2	V-2	V-2

Material data as provided by our suppliers

N.R. = Not Reported

Tests conducted on ¼ in. specimens

About Polyamide...

Polyamides possess an outstanding balance of properties combining strength, moderate stiffness, high service temperature and a high level of toughness. Polyamide is particularly resistant to repeated impact, has a low co-efficient of friction and excellent abrasion resistance.

Polyamide is resistant to fuels, lubricants and most chemicals, but is attacked by phenols, strong acids and oxidizing agents. Contact your Regional Sales Office for chemical data relative to your application.

Polyamide is inherently susceptible to environmental conditions. Catamount Cable Ties are moisturized to optimum performance levels at machine-side and should be stored in cool dry areas out of direct sunlight. Cable Ties are packaged in plastic bags to contain moisture and should remain sealed until ready for use.

NBS Smoke Generation for polyamide 6.6

Sample Thickness (in.)	UL flammability	Energy source	Specific optical density at maximum smoke accumulation	
			at 2 minutes	at 2 minutes
¼ ₁₆	94 V-2	Radiant (2.5 watts/sq ²)	13	0
		Radiant Plus		
⅛	94 V-2	Flaming Gas Jets	26	1

Temperature Index for molded polyamide

Material	Minimum thickness (in.)	Temperature index		
		Electrical (°C)	Mechanical w/o impact (°C)	Hot wire lignition (sec)
Polyamide 6.6	0.580	1.25	85	15.0
	0.120	1.25	85	35.0
	0.240	1.25	85	35.0
Polyamide thermostabilisé	0.580	1.30	105	11.0
	0.120	1.30	110	20.0

Catamount cable ties

Standard Catamount cable ties



Characteristics

- Standard ties for multiple applications
- Indoor use only for natural and colored ties
- Indoor or outdoor use for black colour ties

Technical information

- Material - Moulding: polyamide 6.6
- Temperature range: -40°C to 85°C (-40°F to 185°F)
- Min. installation temp.: -20°C (-4°F)
- Plenum rating: AH-2
- Flammability rating: ANSI UL94 V-2
- Halogen free, silicone free



One-piece polyamide 6.6 ties

Std. Cat. N°.	Bulk Cat. N°.	Type DSG	Colour	Max. wire bundle dia.		Length L		Width W		Tensile strength		Std. pkg. [pcs]	Bulk pkg. [pcs]
				[mm]	[in.]	[mm]	[in.]	[mm]	[in.]	[lb]	[N]		
Miniature – Series 18													
L-4-18-9-C*	L-4-18-9-M*	2 / 21	Natural	1.6 - 19	0.06 - 0.75	104	4.1	2.4	0.10	18	80	100	1,000
L-4-18-0-C*	L-4-18-0-M*	2 / 21	Black	1.6 - 19	0.06 - 0.75	104	4.1	2.4	0.10	18	80	100	1,000
L-6-18-9-C	L-6-18-9-M	-	Natural	1.5 - 40	0.06 - 1.57	160	6.3	2.5	0.10	18	80	100	1,000
L-6-18-0-C	L-6-18-0-M	-	Black	1.5 - 40	0.06 - 1.57	160	6.3	2.5	0.10	18	80	100	1,000
L-8-18-9-C	L-8-18-9-M	-	Natural	1.5 - 53	0.06 - 2.09	200	7.9	2.5	0.10	18	80	100	1,000
L-8-18-0-C	L-8-18-0-M	-	Black	1.5 - 53	0.06 - 2.09	200	7.9	2.5	0.10	18	80	100	1,000
Intermediate – Series 30													
L-5-30-9-C	L-5-30-9-M	2 / 21	Natural	1.6 - 32	0.06 - 1.25	146	5.75	3.6	0.14	40	180	100	1,000
L-5-30-0-C	L-5-30-0-M	2 / 21	Black	1.6 - 32	0.06 - 1.25	146	5.75	3.6	0.14	40	180	100	1,000
L-8-40-9-C	L-8-40-9-M	2 / 21	Natural	1.6 - 51	0.06 - 2.00	222	8.75	3.6	0.14	40	180	100	1,000
L-8-40-0-C	L-8-40-0-M	2 / 21	Black	1.6 - 51	0.06 - 2.00	222	8.75	3.6	0.14	40	180	100	1,000
L-11-40-9-C	L-11-40-9-D	2 / 21	Natural	2 - 76	0.08 - 2.99	280	11.0	3.6	0.14	40	180	100	500
L-11-40-0-C	L-11-40-0-D	2 / 21	Black	2 - 76	0.08 - 2.99	280	11.0	3.6	0.14	40	180	100	500
L-14-40-9-C	L-14-40-9-D	2 / 21	Natural	2 - 102	0.08 - 4.02	368	14.5	3.6	0.14	40	180	100	500
L-14-40-0-C	L-14-40-0-D	2 / 21	Black	2 - 102	0.08 - 4.02	368	14.5	3.6	0.14	40	180	100	500
Standard – Series 50													
L-5-50-9-C	L-5-50-9-M	2 / 21	Natural	3 - 35	0.12 - 1.38	150	5.9	4.7	0.19	50	222	100	1,000
L-5-50-0-C	L-5-50-0-M	2 / 21	Black	3 - 35	0.12 - 1.38	150	5.9	4.7	0.19	50	222	100	1,000
L-7-50-9-C	L-7-50-9-M	2S / 21S	Natural	1.6 - 48	0.06 - 1.87	193	7.6	4.6	0.18	50	222	100	1,000
L-7-50-0-C	L-7-50-0-M	2S / 21S	Black	1.6 - 48	0.06 - 1.87	193	7.6	4.6	0.18	50	222	100	1,000
L-11-50-9-C	L-11-50-9-D	2S / 21S	Natural	1.6 - 76	0.06 - 3.00	282	11.1	4.6	0.18	50	222	100	500
L-11-50-0-C	L-11-50-0-D	2S / 21S	Black	1.6 - 76	0.06 - 3.00	282	11.1	4.6	0.18	50	222	100	500
L-14-50-9-C	L-14-50-9-D	2S / 21S	Natural	1.6 - 102	0.06 - 4.00	371	14.6	4.6	0.18	50	222	100	500
L-14-50-0-C	L-14-50-0-D	2S / 21S	Black	1.6 - 102	0.06 - 4.00	371	14.6	4.6	0.18	50	222	100	500

* Min. installation temp.: 0°C (32°F)

Tooling



ERG50
For use with 2.3mm to 4.3mm (80N to 220N) cable ties.
See page C40.




L-200
18-50 lb tension, steel handle.
See page C42.



L-400-C
18-50 lb tension, plastic handle.
See page C42.

Diagram



Catamount cable ties

Standard Catamount cable ties



Characteristics

- Standard ties for multiple applications
- Indoor use only for natural and colored ties
- Indoor or outdoor use for black colour ties

Technical information

- Material - Moulding: polyamide 6.6
- Temperature range: -40°C to 85°C (-40°F to 185°F)
- Min. installation temp.: -20°C (-4°F)
- Plenum rating: AH-2
- Flammability rating: ANSI UL94 V-2
- Halogen free, silicone free

One-piece polyamide 6.6 ties



Std. Cat. N°.	Bulk Cat. N°.	Type DSG	Colour	Max. wire bundle dia.		Length L		Width W		Tensile strength		Std. pkg. [pcs]	Bulk pkg. [pcs]
				[mm]	[in.]	[mm]	[in.]	[mm]	[in.]	[lb]	[N]		
Heavy-Duty – Series 120													
L-8-120-9-L	L-8-120-9-C	-	Natural	15 - 51	0.59 - 1.97	218	8.6	7.6	0.30	120	534	50	100
L-8-120-0-L	L-8-120-0-C	-	Black	15 - 51	0.59 - 1.97	218	8.6	7.6	0.30	120	534	50	100
L-11-120-9-L	L-11-120-9-C	2S / 21S	Natural	15 - 76	0.59 - 2.99	290	11.4	7.6	0.30	120	534	50	100
L-11-120-0-L	L-11-120-0-C	2S / 21S	Black	15 - 76	0.59 - 2.99	290	11.4	7.6	0.30	120	534	50	100
L-14-120-9-L	L-14-120-9-C	2S / 21S	Natural	5 - 102	0.19 - 4.00	381	15.0	7.6	0.30	120	534	50	100
L-14-120-0-L	L-14-120-0-C	2S / 21S	Black	5 - 102	0.19 - 4.00	381	15.0	7.6	0.30	120	534	50	100
L-18-120-9-L	-	-	Natural	7 - 130	0.28 - 5.12	450	17.7	7.6	0.30	120	534	50	-
L-18-120-0-L	-	-	Black	7 - 130	0.28 - 5.12	450	17.7	7.6	0.30	120	534	50	-
L-24-120-9-Q	L-24-120-9-L	-	Natural	7 - 175	0.28 - 6.89	603	23.7	7.6	0.30	120	534	25	50
L-24-120-0-Q	L-24-120-0-L	-	Black	7 - 175	0.28 - 6.89	603	23.7	7.6	0.30	120	534	25	50
L-28-120-9-Q	L-28-120-9-L	2S / 21S	Natural	5 - 203	0.19 - 8.00	711	28.0	7.6	0.30	120	534	25	50
L-28-120-0-Q	L-28-120-0-L	2S / 21S	Black	5 - 203	0.19 - 8.00	711	28.0	7.6	0.30	120	534	25	50
Extra Heavy-Duty – Series 175													
L-24-175-9-L	-	2S / 21S	Natural	7 - 187	0.28 - 7.36	610	24.0	8.8	0.35	175	778	50	-
L-24-175-0-L	-	2S / 21S	Black	7 - 187	0.28 - 7.36	610	24.0	8.8	0.35	175	778	50	-
L-36-175-9-L	-	2S / 21S	Natural	7 - 263	0.28 - 10.35	914	36.0	8.8	0.35	175	778	50	-
L-36-175-0-L	-	2S / 21S	Black	7 - 263	0.28 - 10.35	914	36.0	8.8	0.35	175	778	50	-
L-41-175-9-X	L-41-175-9-L	2S / 21S	Natural	7 - 295	0.28 - 11.61	1 030	40.5	8.8	0.35	175	778	10	50
L-41-175-0-X	L-41-175-0-L	2S / 21S	Black	7 - 295	0.28 - 11.61	1 030	40.5	8.8	0.35	175	778	10	50
L-48-175-9-X	L-48-175-9-L	2S / 21S	Natural	7 - 365	0.28 - 14.37	1 219	48.0	8.8	0.35	175	778	10	50
L-48-175-0-X	L-48-175-0-L	2S / 21S	Black	7 - 365	0.28 - 14.37	1 219	48.0	8.8	0.35	175	778	10	50

Tooling



ERG120
For a tie width of 7.5mm (220N).
See page C40.



L300-FR
For tie strength 120-175 lb, steel handle.
See page C42.

Catamount cable ties

Catamount cable ties - Heat Stabilized



Characteristics

- Standard ties for multiple applications
- Indoor use only for natural and colored ties
- Indoor or outdoor use for black colour ties

Technical information

- Material - Moulding: polyamide 6.6
- Temperature range: -40°C to 85°C (-40°F to 185°F)
- Min. installation temp.: -20°C (-4°F)
- Plenum rating: AH-2
- Flammability rating: ANSI UL94 V-2
- Halogen free, silicone free

One-piece polyamide 6.6 ties - Heat Stabilized



Std. Cat. N°.	Bulk Cat. N°.	Type DSG	Colour	Max. wire bundle dia.		Length L		Width W		Tensile strength		Std. pkg. [pcs]	Bulk pkg. [pcs]
				[mm]	[in.]	[mm]	[in.]	[mm]	[in.]	[lb]	[N]		
-	L-4-18HS-0-M*	2 / 21	Black	1.6 - 19	0.06 - 0.75	104	4.1	2.4	0.10	18	80	-	1,000
-	L-5-30HS-0-M	2 / 21	Black	1.6 - 32	0.06 - 1.25	146	5.75	3.3	0.13	40	180	-	1,000
-	L-7-50HS-0-M	2 / 21	Black	1.6 - 48	0.06 - 1.87	193	7.6	4.7	0.19	50	222	-	1,000
L-11-50HS-0-C	L-11-50HS-0-D	2 / 21	Black	1.6 - 76	0.06 - 3.00	282	11.1	4.7	0.19	50	222	100	500
L-14-50HS-0-C	L-14-50HS-0-D	2 / 21	Black	1.6 - 102	0.06 - 4.00	371	14.6	4.7	0.19	50	222	100	500
L-14-120HS-0-C	-	2 / 21	Black	4.8 - 102	0.19 - 4.00	381	15.0	7.6	0.30	120	534	100	-

* Min. installation temp.: 0°C (32°F)

Tooling



ERG50
For use with 2.4mm to 4.8mm (130N to 220N) Cable ties. See page C40.



ERG120
For a tie width of 4.7mm to 7.6mm (220N to 540N). See page C40.

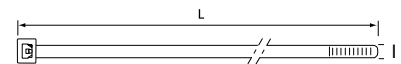


L-200
18-50 lb tension, steel handle. See page C42.



L-400-C
18-50 lb tension, plastic handle. See page C42.

Diagram



Catamount cable ties

Reusable cable ties



Characteristics

- Reusable, ideal for temporary installations
- Natural color for interior use only and black color for exterior or interior use

Technical information

- Material - Moulding: polyamide 6.6
- Temperature range: -40°C to +85°C (-40°F to +185°F)
- Min. installation temp.: -20°C (-4°C)
- Halogen free, silicone free

Reusable cable ties



Cat. n°	Colour	ANSI UL94 Flame rating	Wire bundle dia.		Length L		Width W		Tensile strength		Std. pkg. [pcs]
			[mm]	[in.]	[mm]	[in.]	[mm]	[in.]	[lb]	[N]	
L-5-50R-0-C*	Black	V-2	7 - 35	0.28 - 1.38	150	5.91	7.5	0.30	50	222	100
L-8-50R-0-C	Black	V-2	7 - 50	0.28 - 1.97	197	7.75	7.5	0.30	50	222	100
L-8-50R-9-C	Natural	V-2	7 - 50	0.28 - 1.97	197	7.75	7.5	0.30	50	222	100
L-10-50R-0-C*	Black	V-2	7 - 80	0.28 - 3.15	300	11.81	7.5	0.30	50	222	100
L-10-50R-9-C*	Natural	V-2	7 - 80	0.28 - 3.15	300	11.81	7.5	0.30	50	222	100

* Not UL, UR approved

Description of materials and properties: see pages C132 to C144

Tooling

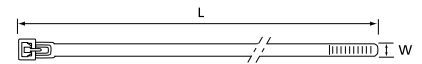


ERG120
For use with 7.6mm
(540N) Cable ties.
See page C40.



WT3D
For use with 7.5mm
(540N) Cable ties.
See page C40.

Diagram



Catamount cable ties

Standard panel mounting cable ties



Characteristics

For use in a pre-drilled hole in a panel with walls up to 3.2 mm (0.125 in.) thick.

- Assembly and assembly of the beam with a single product
- Quick and reliable clip mounting
- Natural color for interior use and black color for exterior or interior use.
- Hole diameter for mounting 0.25 in. (6.35 mm)

Technical information

- Material - Moulding: polyamide 6.6
- Temperature range: -40°C to +85°C (-40°F to +185°F)
- Min. installation temp.: -20°C (-4°F)
- Halogen free, silicone free

Standard panel mounting ties



Cat. n°.	Colour	ANSI UL94 Flame rating	Wire bundle dia.		Length L		Width W		Tensile strength		Std. pkg. [pcs]
			[mm]	[in.]	[mm]	[in.]	[mm]	[in.]	[lb]	[N]	
L-5-50PM-0-C	Black	V-2	3 - 25	0.12 - 0.98	132	5.17	4.8	0.19	50	222	100
L-5-50PM-9-D	Natural	V-2	3 - 25	0.12 - 0.98	132	5.17	4.8	0.19	50	222	500
L-7-50PM-0-C	Black	V-2	3 - 45	0.12 - 1.77	200	7.87	4.8	0.19	50	222	100
L-7-50PM-9-C	Natural	V-2	3 - 45	0.12 - 1.77	200	7.87	4.8	0.19	50	222	100

Description of materials and properties: see pages C132 to C144

Tooling



ERG50
For a tie width of 4.8mm (220N).
See page C40.



ERG120
For a tie width of 4.8mm (220N).
See page C40.



WT3D
For a tie width of 4.8mm (220N).
See page C40.

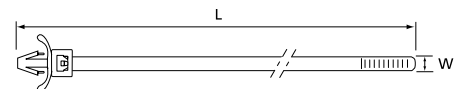


WT1-TB
For a tie width of 4.8mm (220N).
See page C41.



WT2-TB
For a tie width of 4.8mm (220N).
See page C41.

Diagram



Catamount cable ties

Integrated mounting hole cable ties



Characteristics

- Can be directly mounted on a bracket with a screw or rivet
- Pre-wiring of wire harnesses before assembly on all types of machines or installations - indoor and outdoor.
- Color Black ties are UV resistant especially recommended for exterior applications

Technical information

- Material - Moulding: polyamide 6.6
- Temperature range: -40°C to +85°C (-40°F to +185°F)
- Halogen free, silicone free

Integrated mounting hole cable ties



Cat. n°.	Colour	ANSI UL94 Flame rating	Wire bundle dia.		Length L		Width w		Fixing hole		Tensile strength		Std. pkg. [pcs]
			[mm]	[in.]	[mm]	[in.]	[mm]	[in.]			[lb]	[N]	
L-5-30MH-0-C*	Black	V-2	2 - 32	0.08 - 1.26	152	5.98	3.3	0.13	M4	#8	30	130	100
L-5-30MH-9-C*	Natural	V-2	2 - 32	0.08 - 1.26	152	5.98	3.3	0.13	M4	#8	30	130	100
L-7-50MH-0-C	Black	V-2	2 - 44	0.08 - 1.73	208	8.23	4.7	0.19	M5	#10	50	222	100
L-7-50MH-9-C	Natural	V-2	2 - 44	0.08 - 1.73	208	8.23	4.7	0.19	M5	#10	50	222	100
L-11-50MH-0-C*	Black	V-2	2 - 76	0.08 - 2.99	314	12.36	4.7	0.19	M5	#10	50	222	100
L-11-50MH-9-C*	Natural	V-2	2 - 76	0.08 - 2.99	314	12.36	4.7	0.19	M5	#10	50	222	100
L-14-50MH-0-C	Black	V-2	2 - 102	0.08 - 4.02	382	15.04	4.7	0.19	M5	#10	50	222	100
L-14-50MH-9-C	Natural	V-2	2 - 102	0.08 - 4.02	382	15.04	4.7	0.19	M5	#10	50	222	100
L-14-120MH-0-C*	Black	V-2	5 - 102	0.08 - 4.02	382	15.04	7.6	0.30	M6	¼	120	540	100
L-14-120MH-9-C*	Natural	V-2	5 - 102	0.08 - 4.02	382	15.04	7.6	0.30	M6	¼	120	540	100

* Not UL approved

Description of materials and properties: see pages C132 to C144

Tooling



ERG50
For use with 4,7mm
(220N) Cable ties.
See page C40.

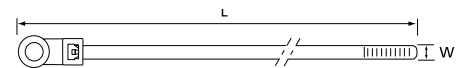


ERG120
For use with 4,7mm
to 7,6mm (220N to
540N) Cable ties.
See page C40.



WT3D
For use with 7.6mm
(540N) Cable ties.
See page C42.

Diagram



Catamount cable ties

Cable ties with identification tag



Characteristics

- Identification ties with incorporated label for a lasting attachment and marking
- Rough writing surface for easy and durable marking
- Natural colour for indoor use

Technical information

- Material - Moulding: polyamide 6.6
- Temperature range: -40°C to +85°C (-40°F to +185°F)
- Halogen free, silicone free

Cable ties with identification tag



Std. Cat. N°.	Bulk Cat. N°.	ANSI UL94 Flame rating	Wire bundle dia.		Length L		Width W		Label dimensions		Tensile strength		Std. Pkg. [pcs]	Bulk pkg. [pcs]
			[mm]	[in.]	[mm]	[in.]	[mm]	[in.]	[mm]	[in.]	[lb]	[N]		
L-4-18ID-9-C	L-4-18ID-9-M	V-2	1.5 - 22	0.06 - 0.63	102	4.02	2.5	0.10	7.9 x 24.7	0.31 x 0.92	18	80	100	1,000
L-7-50ID-9-C	L-7-50ID-9-M	V-2	1.5 - 44	0.06 - 1.75	200	7.87	4.7	0.19	30 x 13.3	1.18 x 0.52	50	222	100	1,000

Description of materials and properties: see pages C132 to C144

Tooling

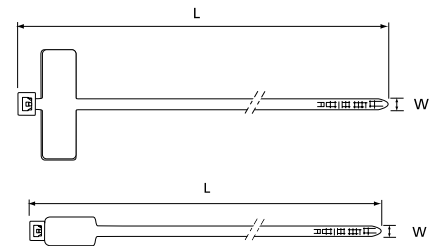


ERG50
For a tie width of 2.5mm to 4.7mm (80N to 220N). See page C40.



L-200
18-50 lb tension, steel handle. See page C42.

Diagrams



Catamount cable ties

Striped cable ties



Characteristics

- Striped ties are used to identify wire bundles primarily for P.I.C. and station cable binder marking
- Telecom applications

Technical information

- Material - Moulding: polyamide 6.6
- Temperature range: -40°C to +85°C (-40°F to +185°F)
- Halogen free, silicone free

Striped cable ties



Std. Cat. N°.	Bulk Cat. N°.	Tie colour	Stripe colour	Diameter from ... to		Length L		Width W		Loop Tensile [N]	Std. pkg. [pcs]	Bulk pkg. [pcs]	
				[mm]	[in.]	[mm]	[in.]	[mm]	[in.]				
L-4-18-1/10-L	L-4-18-1/10-M	Brown	White	1.5 - 22	0.06 - 0.63	102	4.0	2.5	0.10	18	80	50	1,000
L-4-18-1/2-L	L-4-18-1/2-M	Brown	Rouge	1.5 - 22	0.06 - 0.63	102	4.0	2.5	0.10	18	80	50	1,000
L-4-18-1/0-L	L-4-18-1/0-M	Brown	Black	1.5 - 22	0.06 - 0.63	102	4.0	2.5	0.10	18	80	50	1,000
L-4-18-1/4-L	L-4-18-1/4-M	Brown	Yellow	1.5 - 22	0.06 - 0.63	102	4.0	2.5	0.10	18	80	50	1,000
L-4-18-1/7-L	L-4-18-1/7-M	Brown	Purple	1.5 - 22	0.06 - 0.63	102	4.0	2.5	0.10	18	80	50	1,000
L-4-18-3/10-L	L-4-18-3/10-M	Orange	White	1.5 - 22	0.06 - 0.63	102	4.0	2.5	0.10	18	80	50	1,000
L-4-18-3/2-L	L-4-18-3/2-M	Orange	Rouge	1.5 - 22	0.06 - 0.63	102	4.0	2.5	0.10	18	80	50	1,000
L-4-18-3/0-L	L-4-18-3/0-M	Orange	Black	1.5 - 22	0.06 - 0.63	102	4.0	2.5	0.10	18	80	50	1,000
L-4-18-3/4-L	L-4-18-3/4-M	Orange	Yellow	1.5 - 22	0.06 - 0.63	102	4.0	2.5	0.10	18	80	50	1,000
L-4-18-3/7-L	L-4-18-3/7-M	Orange	Purple	1.5 - 22	0.06 - 0.63	102	4.0	2.5	0.10	18	80	50	1,000
L-4-18-5/10-L	L-4-18-5/10-M	Green	White	1.5 - 22	0.06 - 0.63	102	4.0	2.5	0.10	18	80	50	1,000
L-4-18-5/2-L	L-4-18-5/2-M	Green	Rouge	1.5 - 22	0.06 - 0.63	102	4.0	2.5	0.10	18	80	50	1,000
L-4-18-5/0-L	L-4-18-5/0-M	Green	Black	1.5 - 22	0.06 - 0.63	102	4.0	2.5	0.10	18	80	50	1,000
L-4-18-5/4-L	L-4-18-5/4-M	Green	Yellow	1.5 - 22	0.06 - 0.63	102	4.0	2.5	0.10	18	80	50	1,000
L-4-18-5/7-L	L-4-18-5/7-M	Green	Purple	1.5 - 22	0.06 - 0.63	102	4.0	2.5	0.10	18	80	50	1,000
L-4-18-6/10-L	L-4-18-6/10-M	Blue	White	1.5 - 22	0.06 - 0.63	102	4.0	2.5	0.10	18	80	50	1,000
L-4-18-6/2-L	L-4-18-6/2-M	Blue	Rouge	1.5 - 22	0.06 - 0.63	102	4.0	2.5	0.10	18	80	50	1,000
L-4-18-6/0-L	L-4-18-6/0-M	Blue	Black	1.5 - 22	0.06 - 0.63	102	4.0	2.5	0.10	18	80	50	1,000
L-4-18-6/4-L	L-4-18-6/4-M	Blue	Yellow	1.5 - 22	0.06 - 0.63	102	4.0	2.5	0.10	18	80	50	1,000
L-4-18-6/7-L	L-4-18-6/7-M	Blue	Purple	1.5 - 22	0.06 - 0.63	102	4.0	2.5	0.10	18	80	50	1,000
L-4-18-8/10-L	L-4-18-8/10-M	Grey	White	1.5 - 22	0.06 - 0.63	102	4.0	2.5	0.10	18	80	50	1,000
L-4-18-8/2-L	L-4-18-8/2-M	Grey	Rouge	1.5 - 22	0.06 - 0.63	102	4.0	2.5	0.10	18	80	50	1,000
L-4-18-8/0-L	L-4-18-8/0-M	Grey	Black	1.5 - 22	0.06 - 0.63	102	4.0	2.5	0.10	18	80	50	1,000
L-4-18-8/4-L	L-4-18-8/4-M	Grey	Yellow	1.5 - 22	0.06 - 0.63	102	4.0	2.5	0.10	18	80	50	1,000
L-4-18-8/7-L	L-4-18-8/7-M	Grey	Purple	1.5 - 22	0.06 - 0.63	102	4.0	2.5	0.10	18	80	50	1,000

Description of materials and properties: see pages C132 to C144

Tooling



ERG50
For use with 2.3mm to 4.3mm (80N to 220N) cable ties. See page C40.

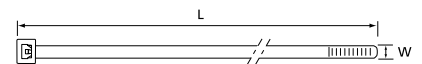


L-200
18-50 lb tension, steel handle. See page C42.



L-400-C
18-50 lb tension, plastic handle. See page C42.

Diagram



Catamount cable ties

Cable tie mounting bases



Characteristics

- For use with 18–50 lb ties
- The acrylic base can be repositioned initially
- Allow 24-72 hours of shaping for maximum performance with acrylic-based adhesives
- For the rubber base, allow 15 minutes of shaping for maximum performance

Technical information

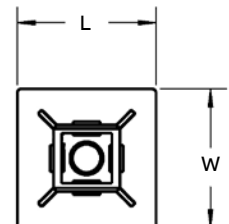
- Material: polyamide 6.6
- Temperature range: 0°C to +70°C (32°F to +158°F)
- installation temperature: 18°C to 49°C (65°F to 120°F)
- Tensile strength:
 - Catégorie ¾ po: 9 lb (40N)
 - Catégorie 1 po: 11 lb (50N)
- Halogen free, silicone free

Cable tie mounting bases



Std. Cat. N°.	Bulk Cat. N°.	Colour	Mounting method	Length L		Width W		Mounting screws	Max. tie width		Std. pkg. [pcs]	Bulk pkg. [pcs]
				[mm]	[in.]	[mm]	[in.]		[mm]	[in.]		
Mounting bases - ¾ in. class												
MPNY-750-9-C	MPNY-750-9-D	Natural	Synthetic Rubber Adhesive	19	0.74	19	0.74	#4	4.8	0.19	100	500
MPNY-750-0-C	MPNY-750-0-D	Black	Synthetic Rubber Adhesive	19	0.74	19	0.74	#4	4.8	0.19	100	500
MPNY-750A-9-C	MPNY-750A-9-D	Natural	Acrylic Adhesive	19	0.74	19	0.75	#6	3.6	0.14	100	500
MPNY-750A-0-C	MPNY-750A-0-D	Black	Acrylic Adhesive	19	0.74	19	0.75	#6	3.6	0.14	100	500
MPNY-750S-9-C	MPNY-750S-9-D	Natural	Synthetic Rubber Adhesive	19	0.74	19	0.74	#6	3.6	0.14	100	500
MPNY-750S-0-C	MPNY-750S-0-D	Black	Synthetic Rubber Adhesive	19	0.74	19	0.74	#6	3.6	0.14	100	500
Mounting bases - 1 in. class												
MPNY-1000-9-C	MPNY-1000-9-D	Natural	Synthetic Rubber Adhesive	25	0.99	25	0.99	#6	4.8	0.19	100	500
MPNY-1000-0-C	MPNY-1000-0-D	Black	Synthetic Rubber Adhesive	25	0.99	25	0.99	#6	4.8	0.19	100	500
MPNY-1000A-9-C	MPNY-1000A-9-D	Natural	Acrylic Adhesive	29	1.13	29	1.13	#6	4.8	0.19	100	500
MPNY-1000A-0-C	MPNY-1000A-0-D	Black	Acrylic Adhesive	29	1.13	29	1.13	#6	4.8	0.19	100	500

Diagram



Catamount cable ties

Identification labels



Characteristics

- Easy to use, simply slip a clip through the slots in the tag and secure it all with the appropriate installation tool.
- Indoor use only

Technical information

- Material: polyamide 6.6
- Colour: Natural
- Halogen free, silicone free

Identification labels

Cat. n°.	Length L		Height H		Slot width		Slot height		Std. pkg. [pcs]
	[mm]	[in.]	[mm]	[in.]	[mm]	[in.]	[mm]	[in.]	
IDNY-1500-9-M	38	1.5	19	0.75	5	0.20	2.3	0.09	1,000
IDNY-2000-9-M	51	2.0	19	0.75	8	0.33	2.8	0.11	1,000

Diagram

